





Make and Model	year	 chain	 OE number of teeth	 front sprocket		 rear sprocket	
				p/n	teeth	p/n	teeth

update 27 January 2017

Aprilia

50	AF - 1	1987	415H	122	12 40	588	11-15	143 C	38,42,44
50	AF - 1 Europa - Futura	90-91	415H	126	11 43	588	11-15	8	40,43,44
50	AF - 1 Europa - Futura	1992	415H	126	11 43	589	12-15	8	40,43,44
50	AF - 1 P.108 Replica	88-91	415H	122	12 40	588	11-15	8	40,43,44
50	AF - 1 Replica	92-93	415H	122	12 40	589	12-15	8	40,43,44
50	ETX Tuareg	1987	415H	122	12 44	588	11-15	143 C	38,42,44
50	MX	04-	420M	126	12 51	4038	10-15	2056	51
50	MX, SM	03-06	420M		11	4038	10-15		
50	Pegaso AE	92-96	415H	122	13 45	589	12-15	2011	40,42,45,51
50	Red Rose	87-91	415H	118	12 42	588	11-15	143 C	38,42,44
50	Red Rose Classic	92-95	415H	130	12 46	589	12-15	2010	46
50	Red Rose Classic	96-04	415H	130	12 46	4020	12,13	2010	46
50	RS Extrema 3V	92-94	415H	122	12 43	589	12-15	8	40,43,44
50	RS Extrema 6V	95-98	415H	120	12 44	4020	12,13	8	40,43,44
50	RS	99-05	420M	122	12 47	4038	10-15	2055	47
50	RS	06-13	420M	132	11 53	4051	11-14	2123	51
50	RS4, Replica	11-16	420M	132	11 53	4051	11-14	2123	51
50	RX Rally	89-90	415H	122	12 44	588	11-15	143 C	38,42,44
50	RX Six Days	1991	415H	122	13 44	589	12-15	240	44
50	RX - R AE 3V	92-94	415H	122	13 45	589	12-15	2011	40,42,45,51
50	RX 6V	95-98	415H	126	12 51	4020	12,13	2011	40,42,45,51
50	RX	98-05	420M	126	12 51	4038	10-15	2056	51
50	RX	06-12	420M	132	11 53	4051	11-14	2123	51
50	RX		420M	132	14 53	4051	11-14	2123	51
50	SX	06-15	420M	132	11 53	4051	11-14	2075 C	45,48,50,52,53
50	Tuono	03-05	420M	122	11 47	4038	10-15	2055	47
50	Wind	88-90	415H	122	12 44	588	11-15	143 C	38,42,44
125	AF - 1 Replica	87-88	520	104	16 36	402 K	15,16	19 C	38
125	AF - 1 Sintesi, Sport	88-90	520	106	16 37	394	13-17	19 C	38
125	AF - 1 Europa / Futura	90-93	520	106	16 38	394	13-17	19 C	38
125	MX	04-06	520H	112	15 45	394	13-17	22 C	42,45,49
125	Pegaso	90-96	520	112	14 40	394	13-17	701 C	38-43
125	Rally-RX	1989	520	112	14 48	394	13-17	245 C	39-41,43-45,47,48,51
125	Red Rose	89-98	520	110	14 41	394	13-17	20 C	41
125	RS Extrema	93-99	520H	106	16 39	394	13-17	701 C	38-43
125	RS Replica	93-05	520H	108	14 39	394	13-17	701 C	38-43
125	RS	06-12	520H	110	17 40	394	13-17	2117 C	40
125	RS		520	110	13 60			2117 EC	46-48
125	RS4	11-13	428 H	136				2058 EMD	38-45
125	RX-R	90-92	520H	112	14 49	394	13-17	22 C	42,45,49
125	RX	93-94	520H	114	17 49	394	13-17	22 C	42,45,49
125	RX	95-02	520H	112	17 42	394	13-17	22 C	42,45,49
125	RX	08-12	520H		15 49	394	13-17	22 C	42,45,49
125	SX	08-12	520H	112	15 45	394	13-17	22 C	42,45,49
125	Tuareg	86-87	520H	102	15 41	402 K	15,16	16 C	44
125	Tuareg (Disc brake)	1987	520H	110	15 45	402 K	15,16	18 C	38,39,43,45,46
125	Tuareg Rally	90-94	520H	112	15 49	394	13-17	22 C	42,45,49
125	Tuono	03-07	520H	104	14 40	394	13-17	701 C	38-43
125	Wind	1988	520H	102	14 41	394	13-17	16 C	44
125	Wind AE	89-90	520H	104	14 40	394	13-17	701 C	38-43
125	Wind AE		520	104					
250	RS	95-04	520SO	110	14 42	565 K	11-16	2026 C	42
250	RS		520H	110					
350	ETX Tuareg	85-87	520SO	104	15 46	402 K	15,16	18 C	38,39,43,45,46
350	ETX Tuareg Wind	88-89	520SO	104	16 45	1513 K	15,16	5 C	43-45,47,49
450	MXV	08-10	520MXU	118	14 49	4071 K	12-16	2110 EC	48-51
450	MXV							2110 ESM	45-47
450	RXV	06-11	520ZRE	118	15 48	4071 K	12-16	2110 EC	48-51
450	RXV							2110 ESM	45-47
450	SXV	06-11	520ZRE	118	15 46	4071 K	12-16	2110 ESM	45-47
450	SXV							2110 EC	48-51
550	RXV	06-11	520ZRE	118	15 48	4071 K	12-16	2110 EC	48-51
550	RXV							2110 ESM	45-47
550	SXV	06-11	520ZRE	120	16 46	4071 K	12-16	2110 ESM	45-47
550	SXV							2110 EC	48-51
600	ETX Tuareg	85-87	520SO	104	15 46	1513 K	15,16	18 C	38,39,43,45,46
600	Pegaso	90-92	520SO	106	16 43	1513 K	15,16	5 C	43-45,47,49
600	Tuareg Wind	88-89	520SO	106	16 43	1513 K	15,16	5 C	43-45,47,49
650	Motò	95-02	520SO	108	16 49	4015 K	16	5 C	43-45,47,49
650	Pegaso	92-96	520SO	110	16 47	4015 K	16	5 C	43-45,47,49
650	Pegaso, Pegaso i.e.	97-04	520SO	110	16 47	402 K	15,16	5 C	43-45,47,49
650	Pegaso Strada, Fun, Factory	05-08	520SO	112	15 44	308 K	14-16	2117 C	40
650	Pegaso Strada, Fun, Factory							2117 EC	46-48
650	Pegaso Strada, Fun, Factory							2058 EMD	38-45
650	Pegaso-Trail	07-10	520SO	112	15 44	308 K	14-16	5 C	43-45,47,49
750	Dorsoduro 750, Factory, SMV	08-16	525ZRP	112	16 46	4089 K	16,17	2058 THF	40-47
750	Dorsoduro 750, Factory, SMV							2058 ED	43,46,47
750	Dorsoduro 750, Factory, SMV #520	08-16	520ZRP	112	16 46	4089 KM	16,17	2058 EMD	38-45
750	SL 750 Shiver, GT	07-16	525ZRP	108	16 44	4089 K	16,17	2058 THF	40-47
750	SL 750 Shiver, GT		525ZRE	108				2058 ED	43,46,47
750	SL 750 Shiver, GT #520	07-16	520ZRP	108	16 44	4089 KM	16,17	2058 EMD	38-45
850	Mana 850, GT	08-16	525ZRP	100	18 40	4090 K	18,00	2058 THF	40-47
850	Mana 850, GT							2058 ED	43,46,47
850	SRV 850	12-13	525ZRP	102	22 47			2129 C	47
850	SRV 850							2129 ED	47-49
1000	ETV 1000 Caponord - ABS	01-08	525ZRP	112	17 45	4040 K	15-17	2083 THF	45
1000	ETV 1000 Caponord - ABS							2083 C	45
1000	RST 1000 Futura	01-04	525ZRP	108	16 43	4040 K	15-17	2077 C	43
1000	RSV 1000, SP, R	98-02	525ZRP	108	17 42	4040 K	15-17	2058 THF	40-47
1000	RSV 1000, SP, R							2058 ED	43,46,47
1000	RSV 1000, SP, R #520	98-02	520ZRP	108	17 42	4040 KM	14-17	2058 EMD	38-45

Hard Anodized

Hard Anodized

Long Lasting

Hard Anodized

Long Lasting

Hard Anodized

Long Lasting

Hard Anodized

Long Lasting

Hard Anodized

Hard Anodized




Long Lasting

Hard Anodized

Long Lasting

Hard Anodized

Hard Anodized

Make and Model	year	 chain	OE number of teeth	 front sprocket		 rear sprocket	
				p/n	teeth	p/n	teeth

update 27 January 2017

1000	RSV 1000 R	2003	525ZRP	102	17 40	4040 K	15-17	2058 THF 2058 ED	40-47 43,46,47	Long Lasting Hard Anodized
------	------------	------	--------	-----	-------	--------	-------	---------------------	-------------------	---

Aprilia cont'd

1000	RSV 1000 R #520	2003	520ZRP	102	17 40	4040 KM	14-17	2058 EMD	38-45	Hard Anodized
1000	RSV 1000 R, Factory, Dream	04-08	525ZRP	106	16 40	4040 K	15-17	2058 THF 2058 ED	40-47 43,46,47	Long Lasting Hard Anodized
1000	RSV 1000 R, Factory #520	04-08	520ZRP	106	16 40	4040 KM	14-17	2058 EMD	38-45	Hard Anodized
1000	RSV4 1000, Factory, RSV4 R	09-15	525ZRP	108	16 42	4040 K	15-17	2058 THF 2058 ED	40-47 43,46,47	Long Lasting Hard Anodized
1000	RSV4 1000 Factory, RSV4 R #520	09-15	520ZRP	106	16 40	4040 KM	14-17	2058 EMD	38-45	Hard Anodized
1000	RSV4 1000 RF, RR	16-17	525ZRP	110	16 41	4040 K	15-17	2058 THF 2058 ED	40-47 43,46,47	Long Lasting Hard Anodized
1000	RSV4 1000 RF, RR #520	16-17	520ZRP	110	16 41	4040 KM	14-17	2058 EMD	38-45	Hard Anodized
1000	SL 1000 Falco	00-06	525ZRP	106	16 41	4040 K	15-17	2058 THF 2058 ED	40-47 43,46,47	Long Lasting Hard Anodized
1000	SL 1000 Falco #520	00-06	520ZRP	106	16 41	4040 KM	14-17	2058 EMD	38-45	Hard Anodized
1000	Tuono 1000, Racing	02-05	525ZRP	108	17 42	4040 K	15-17	2058 THF 2058 ED	40-47 43,46,47	Long Lasting Hard Anodized
1000	Tuono 1000, Racing #520	03-05	520ZRP	108	17 42	4040 KM	14-17	2058 EMD	38-45	Hard Anodized
1000	Tuono 1000 R, Factory, V4R	06-14	525ZRP	108	16 40	4040 K	15-17	2058 THF 2058 ED	40-47 43,46,47	Long Lasting Hard Anodized
1000	Tuono 1000 R, Factory, V4R #520	06-14	520ZRP	108	16 40	4040 KM	14-17	2058 EMD	38-45	Hard Anodized
1100	Tuono V4 1100 RR	15-17	525ZRP	110	15 42	4040 K	15-17	2058 THF 2058 ED	40-47 43,46,47	Long Lasting Hard Anodized
1100	Tuono V4 1100 RR #520	15-17	520ZRP	110	15 42	4040 KM	14-17	2058 EMD	38-45	Hard Anodized
1200	Caponord 1200	13-14	525ZRP	112	17 42	4089 K	16.17	2058 THF 2058 ED	40-47 43,46,47	Long Lasting Hard Anodized
1200	Caponord 1200, Rally	15-16	525ZRP	112	17 43	4089 K	16.17	2058 THF 2058 ED	40-47 43,46,47	Long Lasting Hard Anodized
1200	Dorsoduro 1200, V4R	11-15	525ZRP	110	16 40	4089 K	16.17	2058 THF 2058 ED	40-47 43,46,47	Long Lasting Hard Anodized
1200	Dorsoduro 1200, V4R #520	11-15	520ZRP	110	16 40	4089 KM	16.17	2058 EMD	38-45	Hard Anodized

Benelli

900	TNT 890, Café Racer, Titanium	05-11	525ZRP	110	16 36	4060 KA	15.16	2096 THF	36	Long Lasting
900	Tornado, Tornado RS	02-08	525ZRP	112	15 41	4060 KA	15.16	2096 THF	36	Long Lasting
1000	Tornado RS	04-05	525ZRP	112	16 36	4060 KA	15.16	2096 THF	36	Long Lasting
1130	Century Racer	11-12	525ZRP	112	16 41	4060 KA	15.16	2096 THF	36	Long Lasting
1130	TNT	04-11	525ZRP	110	16 36	4060 KA	15.16	2096 THF	36	Long Lasting
1130	Tornado	07-08	525ZRP	112	16 36	4060 KA	15.16	2096 THF	36	Long Lasting
1130	Tre K Amazonas	07-14	525ZRP	110	16 37	4060 KA	15.16	2041 THF 2041 C	35,37-43 37	Long Lasting

Betamotor

50	RK6	94-98	428	130	12 56	1492 K	10-12	2019 E	56	
50	RR	98-99	428	126	12 56	1492 K	10-12	2092 E	50,52,56	
50	RR Enduro	02-04	420M	124	11 51	4038	10-15	2103 E	50-53,58-60	
50	RR Racing	05-09	420M		11	4038	10-15			
50	RR Supermotard	02-05	420M	126	12 50	4038	10-15	2103 E	50-53,58-60	
50	RR Supermotard Racing	06-09	420M		11	4038	10-15			
50	ST, ALP	98-99	428	122	10 56	1492 K	10-12	2092 E	50,52,56	
125	Alp	98-00	428	126	11 55	1492 K	10-12	2019 E	56	
125	Trial TR 33/34/35	85-90	428	136	12 56	1492 K	10-12	1507 E	52,53,54,56	
125	Zero	91-93	428	136	12 56	1492 K	10-12	2019 E	56	
125	RR 125 Enduro	05-10	428	132	14 54	326 K	11.14	2066 E	47-53	
125	RR 125 Motard 4 Stroke	08-09	428	130	14 46	4100 K	13.14	2066 E	47-53	
240	Alp	89-95	520RX3	100	10 42	4008 K	10,12,13	1511 E	39,40,42	
240	Techno	1997	520RX3	100	11 42	4008 K	10,12,13	1494 E	40	
240	Techno	98-99	520RX3	100	11 43	4008 K	10,12,13	1494 E	40	
240	Trial TR 33/35	85-91	520RX3	100	10 42	1493	10	1511 E	39,40,42	
240	Zero Sup. TR	92-94	520RX3	100	10 40	4008 K	10,12,13	1494 E	40	
250	RR 250	05-12	520ZRE	118	14 52	1248 K 1248 KC	12-15 12-14	1509 EC 1509 PX 1509 ESM 1509 C	47-53 48-52 38-46 50	<i>Red, Black 48-52</i> <i>Pro-Extreme Red, Blue</i>
250	RR 250 Enduro, Racing	13-17	520XMO	114	13 49	1248 K 1248 KC	12-15 12-14	2158 EC	48-51	
260	Zero/TR 35	90-91	520RX3	100	10 43	4008 K	10,12,13	1494 E	40	
260	Zero-Synt	92-94	520RX3	100	10 40	4008 K	10,12,13	1494 E	40	
300	RR 300 Enduro	2012	520XMO	114	13 49	1248 K 1248 KC	12-15 12-14	1509 EC 1509 PX 1509 ESM 1509 C	47-53 48-52 38-46 50	<i>Red, Black 48-52</i> <i>Pro-Extreme Red, Blue</i>
300	RR 300 Enduro, Racing	13-17	520XMO	114	13 49	1248 K 1248 KC	12-15 12-14	2158 EC	48-51	
350	Jonathan	01-04	520ZRE	120	15 44	432 K 432 KA 432 KC	11-15 15.00 13-15	5 C	43-45,47,49	
350	RR 350 Enduro	2012	520ZRE	114	13 50	1248 K 1248 KC	12-15 12-14	1509 EC 1509 PX 1509 ESM 1509 C	47-53 48-52 38-46 50	<i>Red, Black 48-52</i> <i>Pro-Extreme Red, Blue</i>
350	RR 350 Enduro, EFi, Racing	13-17	520ZRE	114	13 50	1248 K 1248 KC	12-15 12-14	2158 EC	48-51	
390	RR 390 Enduro, Efi	15-16	520ZRE	114	13 49	1248 K 1248 KC	12-15 12-14	2158 EC	48-51	
400	RR 400 Enduro	06-12	520ZRE	114	13 50	1248 K 1248 KC	12-15 12-14	1509 EC 1509 PX 1509 ESM 1509 C	47-53 48-52 38-46 50	<i>Red, Black 48-52</i> <i>Pro-Extreme Red, Blue</i>
400	RR 400 Enduro, Factory	13-16	520ZRE	114	14 50	1248 K 1248 KC	12-15 12-14	2158 EC	48-51	

Make and Model	year	chain	OE number of teeth	front sprocket		rear sprocket	
				p/n	teeth	p/n	teeth
430 RR 430 Enduro, EFI, Factory	14-16	520ZRE 112	13 48	1248 K 1248 KC	12-15 12-14	2158 EC	48-51
450 RR 450 Enduro	06-12	520ZRE 112	13 48	1248 K 1248 KC	12-15 12-14	1509 EC 1509 PX 1509 ESM 1509 C	47-53 48-52 38-46 50
<i>update 27 January 2017</i>							
Betamotor cont'd							
450 RR 450 Enduro, Factory, Racing	13-16	520ZRE 112	13 48	1248 K 1248 KC	12-15 12-14	2158 EC	48-51
480 RR 480 Enduro, Racing	15-17	520ZRE 112	13 48	1248 K 1248 KC	12-15 12-14	2158 EC	48-51
498 RR 498 Enduro	06-12	520ZRE 112	13 48	1248 K 1248 KC	12-15 12-14	1509 EC 1509 PX 1509 ESM 1509 C	47-53 48-52 38-46 50
498 RR 498 Enduro, Racing	13-16	520ZRE 112	13 48	1248 K 1248 KC	12-15 12-14	2158 EC	48-51
525 RR 525 Enduro	05-09	520ZRE 118	14 50	1248 K 1248 KC	12-15 12-14	1509 EC 1509 PX 1509 ESM 1509 C	47-53 48-52 38-46 50

Bimota

1000	BB3	2014							
1100	DB5 1100 R,S - Tesi 3D	08-12	520ZRP 100	15 38	4091 K	15	2126 ED	38	Hard Anodized
1100	DB6 1100 Delirio S, Delirio R	07-12	520ZRP 100	15 40	4091 K	15	2126 ED	38	Hard Anodized
1100	DB7	06-12	520ZRP 102	15 40	4091 K	15	2126 ED	38	Hard Anodized

BMW




300	G310 R	2016	520SO 112	16 40					
450	G450 X	07-10	520SO 114	14 48			2130 EC	45-51	
450	G450 X Street Legal	09-12	520SO 112	14 51			2130 EC	45-51	
650	F650 Dakar, Enduro, Strada	94-05	520SO 110	16 47	402 K	15-16	5 C	43-45,47,49	
650	F650 GS	06-08	525ZRE 116	17 41	4040 K	15-17	2132 C	40-43,47	8,5mm fixation holes - fori di fissaggio 8,5mm
650	F650 GS, SE	09-12	525ZRE 116	17 41	4040 K	15-17	2136 C	40-43,47	10,5mm fixation holes - fori di fissaggio 10,5mm
650	F650 GS, Sertao	99-14	520SO 112	16 47	402 K	15-16	5 C	43-45,47,49	
650	G650 GS	11-15	525ZRE 112	16 47	4040 K	15-17	2132 C	40-43,47	8,5mm fixation holes - fori di fissaggio 8,5mm
650	G650 X Challenge	07-08	520SO 112	15 47	402 K	15-16	2125 EC	47	
650	G650 X Country	07-08	520SO 112	16 47	402 K	15-16	2125 EC	47	
650	G650 X Moto	07-08	520SO 112	16 47	402 K	15-16	2117 EC 2117 C 2058 EMD	46-48 40 38-45	Hard Anodized
700	F700 GS	13-17	525ZRE 116	17 42	4040 K	15-17	2136 C	40-43,47	10,5mm fixation holes - fori di fissaggio 10,5mm
700	F700 GS 6x8,5mm holes - 6 fori da 8,5mm	13-17	525ZRE 116	17 42	4040 K	15-17	2132 C	40-43,47	8,5mm fixation holes - fori di fissaggio 8,5mm
800	F800 GS	2008	525ZRE 116	16 42	4040 K	15-17	2132 C	40-43,47	8,5mm fixation holes - fori di fissaggio 8,5mm
800	F800 GS	09-17	525ZRE 116	16 42	4040 K	15-17	2136 C	40-43,47	10,5mm fixation holes - fori di fissaggio 10,5mm
800	F800 GS Adventure	13-17	525ZRE 116	17 42	4040 K	15-17	2136 C	40-43,47	10,5mm fixation holes - fori di fissaggio 10,5mm
800	F800 R 6x10,5mm holes - 6 fori da 10,5mm	09-17	525ZRE 120	20 47	4099 K	20-00	2136 C	40-43,47	10,5mm fixation holes - fori di fissaggio 10,5mm
800	F800 R 6x8,5mm holes - 6 fori da 8,5mm	09-17	525ZRE 120	20 47	4099 K	20-00	2132 C	40-43,47	8,5mm fixation holes - fori di fissaggio 8,5mm
1000	HP4	13-15	525ZRP 118	17 44	4098 K	15-17	2145 THF	44-46	Long Lasting
1000	HP4 #520	13-15	520ZRP 118	17 44	4098 KM	14-17	2145 EMD	42-46	Hard Anodized
1000	S1000 R	2014	525ZRP 120	17 45	4098 K	15-17	2135 THF	42-46	Long Lasting
1000	S1000 R #520	2014	520ZRP 120	17 45	4098 KM	14-17	2135 EMD	40-46	Hard Anodized
1000	S1000 RR	09-11	525ZRP 118	17 44	4098 K	15-17	2135 THF	42-46	Long Lasting
1000	S1000 RR #520	09-11	520ZRP 118	17 44	4098 KM	14-17	2135 EMD	40-46	Hard Anodized
1000	S1000 RR	12-14	525ZRP 118	17 45	4098 K	15-17	2135 THF	42-46	Long Lasting
1000	S1000 RR #520	12-14	520ZRP 118	17 45	4098 KM	14-17	2135 EMD	40-46	Hard Anodized
1000	S1000 RR	15-17	525ZRP 120	17 45	4098 K	15-17	2135 THF	42-46	Long Lasting
1000	S1000 RR #520	15-17	520ZRP 120	17 45	4098 KM	14-17	2135 EMD	40-46	Hard Anodized
1000	S1000 XR	15-17	525ZRP 128	17 45	4098 K	15-17	2135 THF	42-46	Long Lasting
1000	S1000 XR #520	15-17	520ZRP 128	17 45	4098 KM	14-17	2135 EMD	40-46	Hard Anodized

BST wheels

76 x 100 x 5 x 10,5 #520	520	2067 E 2067 ED 2067 EDU-L	36-47 35-50 37-46	Hard Anodized UltraLite
76 x 100 x 5 x 10,5 #525	525	2094 ED	35-47	Hard Anodized
76 x 100 x 5 x 10,5 #530	530	2105 ED	39-47	Hard Anodized

Cagiva

50	Cocis	88-89	415H 124	13 50	209	11-16	695	50
50	Cocis K3	90-93	428H 124	14 50	708	13-15	696	50
50	Prima 3V, 6V	92-96	428H 122	13 49	708	13-15	696	50
50	Super City, W4	92-96	428H 122	13 49	708	13-15	696	50
75	Cocis	90-91	428H 126	14 50	708	13-15	696	50
75	W4	92-93	428H 124	15 49	708	13-15	696	50
125	Aletta Rossa	83-87	428H 122	16 45	710	15-16	1172	45
125	Aletta Oro	85-87	520 104	12 41	711 K	12-14	13 C	39
125	Blues	87-95	520 112	14 39	711 K	12-14	13 C	39
125	Elefant 1/2/3	84-88	428H 122	16 45	710	15-16	1172	45
125	Freccia C9, C10	88-89	520 112	14 39	711 K	12-14	13 C	39
125	Freccia C12-R	89-92	520H 114	14 41	711 K	12-14	13 C	39
125	K-7	89-92	520H 114	13 44	711 K	12-14	698 C	39,42,44,46
125	Mito	90-92	520H 116	14 43	711 K	12-14	701 C	38-43
125	Mito EV	93-99	520H 114	14 41	711 K	12-14	701 C	38-43
125	Mito EV	00-04	520H 114	14 38	711 K	12-14	701 C	38-43

Make and Model	year	 chain	OE number of teeth	 front sprocket		 rear sprocket	
				p/n	teeth	p/n	teeth

update 27 January 2017

125	Mito Euro 2, Mito SP	04-09	520H 520	114 116	14 43	711 K	12-14	701 C	38-43
125	N1	97-98	520H	116	14 43	711 K	12-14	2042 C	43
125	Planet	98-00	520H 520	116 116	14 43	711 K	12-14	701 C	38-43
125	Raptor	03-09	520H 520	114 114	14 43	711 K	12-14	701 C	38-43
125	SST	84-87	428	136	16 45	710	15.16	1172	45

Cagiva cont'd

125	Super City	91-99	520H 520	108 108	13 42	711 K	12-14	701 C	38-43
125	W8	92-96	520H 520	108 108	13 44	711 K	12-14	698 C	39,42,44,46
125	WMX	89-92	520RX3	114	12 49	718 K	13	1509 EC 1509 C	47-53 50 <i>Red, Black 48-52</i>
250	WMX	89-92	520RX3	116	14 48	507 K	14.15	1509 EC 1509 C	47-53 50 <i>Red, Black 48-52</i>
350	Ala Azzurra	85-88	530SO	108	15 47	725 K	15	1022 C	38,40-42,47
350	T4 E, R	87-91	520SO	110	16 42	728 K	15.16	828 C	42,47,48
350	W 12	93-96	520SO	110	16 46	728 K	15.16	698 C	39,42,44,46
500	Canyon	98-00	520SO	116	15 46	507 K	14.15	2049 C	45
500	T4 E-R	87-90	520SO	110	15 42	728 K	15.16	828 C	42,47,48
600	Canyon	96-99	520ZRE	112	15 45	728 K	15.16	2049 C	45
600	River	95-99	520ZRE	116	15 43	728 K	15.16	701 C	38-43
600	W 16	1995	520ZRE	112	16 44	728 K	15.16	698 C	39,42,44,46
600	W 16 (from 2G100001)	95-98	520ZRE	112	15 44	728 K	15.16	698 C	39,42,44,46
650	Elefant	86-87	530SO	106	15 44	725 K	15	718 C	46
650	Raptor, V-Raptor IE	01-07	525ZRE	108	15 45	520 K	14-17	2087 THF	45 <i>Long Lasting</i>
750	Elefant Bifaro,Lucky Explorer	87-89	530ZRT	106	14 46	728 K	14	718 C	46
750	Elefant	93-97	530ZRT	108	15 46	4012 K	15	729 C	46
900	Canyon	98-00	525ZRP	108	15 45	4039 K	15	2054 C	41,43,45
900	Elefant Lucky Explorer	1990	530SO	108	15 46	4002 K	15	729 C	46
900	Elefant IE, AC, GT	91-97	530SO	108	15 46	4013 K	15	729 C	46
1000	Navigator	01-05	525ZRP	108	16 41	520 K	14-17	2054 C	41,43,45
1000	Raptor, V-Raptor	00-06	530ZRP	106	16 40	566 K	14-18	2069 THF	40 <i>Long Lasting</i>

Daelim




125	VC - S	95-99	428H	126	14 43	259 K	14-16	269	34-35,39-43,47-49
125	VL	00-03	428H	146	14 42	259 K	14-16	269	34-35,39-43,47-49
125	VS - VT	98-02	428H	126	14 42	259 K	14-16	269	34-35,39-43,47-49




Derbi




50	Classic	2001	420M	134	12 53	4032	12-14	2035	48,50,53
50	GPR R	98-99	420M	134	13 52	4032	12-14	2059	52
50	GPR R	00-02	420M	134	12 52	4051	11-14	2059	52
50	GPR R / Nude	04-08	420M	134	12 53	4051	11-14	2123 C	51
50	GP1	05-08	420M	134	12 53	4051	11-14	2123 C	51
50	Senda SM, DRD	00-05	420M	130	14 53	4032	12-14	2035	48,50,53
50	Senda SM Racing	01-02	420M	134	13 53	4032	12-14	2035	48,50,53
50	Senda R DRD, X-treme	02-05	420M	140	14 53	4032	12-14	2035	48,50,53
50	Senda R, X-Race	04-05	420M	140	13 53	4032	12-14	2035	48,50,53
50	Senda R, X-Race	06-08	420M	130	11 53	4032	12-14	2035	48,50,53
50	Senda R DRD PRO, DRD Racing	06-08	420M	132	13 53	4032	12-14	2035	48,50,53
50	Senda SM DRD, SM DRD Racing	06-08	420M	132	11 53	4032	12-14	2035	48,50,53
50	X-treme Enduro	05-06	420M	134	13 53	4051	11-14	2075 C	45,48,50,52,53
125	Terra	07-08	428H	130				2106 E 2106 C	48,50-52,54,56,58,60,62 48,50,56
125	Cross City	07-08	428H	134	15 50	259 K	14-16	2106 E 2106 C	48,50-52,54,56,58,60,62 48,50,56
125	GPR	04-08	428H	130	16 nd	558	13-18		
125	Mulhacen	07-08	428H	130				2106 E 2106 C	48,50-52,54,56,58,60,62 48,50,56
125	Senda R	05-07	428H	136	17 54	264	14-16	2106 E 2106 C	48,50-52,54,56,58,60,62 48,50,56
125	Senda SM	05-	428H	136	14 50	264	14-16	2106 E 2106 C	48,50-52,54,56,58,60,62 48,50,56
125	Senda Baja SM	06-08	428H 428	140 140	17 52	4036 K	15.17	2106 E 2106 C	48,50-52,54,56,58,60,62 48,50,56
125	Senda Baja R Enduro	06-08	428H 428	142 142	17 54	4036 K	15.17	2106 E 2106 C	48,50-52,54,56,58,60,62 48,50,56
660	Mulhacen	06-08	520ZRE	106	15 46	308 K	14-16	817 C	46




Ducati

350	F3	87-88	530SO	104	15 47	725 K	15	1022 C	38,40-42,47
350	Indiana	87-88	530SO	104	15 46	725 K	15	718 C	46
350	Sport-SS	92-94	520ZRE	100	14 45	4003 K	14	735 THF 735 C 735 E 735 ED	34,36-48 36-48 38-49 38-47 <i>Long Lasting</i>
400	Monster	03-05	520ZRP	102	14 46	736 K	14.15	735 THF 735 C 735 E 735 ED	34,36-48 36-48 38-49 38-47 <i>Hard Anodized Long Lasting</i>
400	Monster DK IE	2005	520ZRP	106	15 48	4019 K	14.15	735 THF 735 C 735 E 735 ED	34,36-48 36-48 38-49 38-47 <i>Hard Anodized Long Lasting</i>
400	Scrambler Sixty2	2016	520ZRE	106	15 48	4019 K	14.15	2152 C 2091 EMD	46 36-47 <i>Hard Anodized</i>
400	SS	92-95	520ZRE	98	14 43	4003 K	14	735 THF	34,36-48 <i>Long Lasting</i>

Make and Model	year	 chain	OE number of teeth	 front sprocket		 rear sprocket	
				p/n	teeth	p/n	teeth
		520SO 98				735 C 735 E 735 ED	36-48 38-49 38-47 Hard Anodized
500 Pantah	1982	530SO 94	15 38	492 K	15	1022 C	38,40-42,47
600 Monster	1994	520SO 98	15 38	736 K	14.15	735 THF 735 C 735 E 735 ED	34,36-48 Long Lasting 36-48 38-49 38-47 Hard Anodized
600 Monster	95-97	520SO 102	15 43	736 K	14.15	735 THF 735 C 735 E 735 ED	34,36-48 Long Lasting 36-48 38-49 38-47 Hard Anodized
Ducati cont'd							
600 Monster Dark	98-02	520ZRE 102	15 46	736 K	14.15	735 THF 735 C 735 E 735 ED	34,36-48 Long Lasting 36-48 38-49 38-47 Hard Anodized
600 Pantah	1982	530SO 94	15 38	492 K	15	1022 C	38,40-42,47
600 SS	1994	520SO 96	15 36	736 K	14.15	735 THF 735 C 735 E 735 ED	34,36-48 Long Lasting 36-48 38-49 38-47 Hard Anodized
600 SS	95-98	520ZRE 98	15 41	736 K	14.15	735 THF 735 C 735 E 735 ED	34,36-48 Long Lasting 36-48 38-49 38-47 Hard Anodized
620 Monster i.e	00-03	520ZRE 106	15 46	736 K	14.15	735 THF 735 C 735 E 735 ED	34,36-48 Long Lasting 36-48 38-49 38-47 Hard Anodized
620 Monster-Monster Dark Single Disc	2004	520ZRE 110	15 48	4019 K	14.15	735 THF 735 C 735 E 735 ED	34,36-48 Long Lasting 36-48 38-49 38-47 Hard Anodized
620 Monster-Monster Dark Single Disc	05-06	520ZRE 110	15 48	736 K	14.15	735 THF 735 C 735 E 735 ED	34,36-48 Long Lasting 36-48 38-49 38-47 Hard Anodized
620 Multistrada	05-07	520ZRE 108	15 48	736 K	14.15	735 THF 735 C 735 E 735 ED	34,36-48 Long Lasting 36-48 38-49 38-47 Hard Anodized
695 Monster 695	07-08	520ZRE 102	15 42	736 K	14.15	735 THF 735 C 735 E 735 ED	34,36-48 Long Lasting 36-48 38-49 38-47 Hard Anodized
696 Monster 696, ABS	08-13	520ZRE 108	15 45	736 K	14.15	735 THF 735 C 735 E 735 ED	34,36-48 Long Lasting 36-48 38-49 38-47 Hard Anodized
748 SP	95-98	520ZRP 520ZRE 94	14 37	4019 K	14.15	2028 THF 2028 ED	37,38,41 36-42 Long Lasting Hard Anodized
748 Biposto	96-02	520ZRP 520ZRE 94	14 38	4019 K	14.15	2028 THF 2028 ED	37,38,41 36-42 Long Lasting Hard Anodized
748 748 S	00-02	520ZRP 520ZRE 94	14 38	4019 K	14.15	2028 THF 2028 ED	37,38,41 36-42 Long Lasting Hard Anodized
749 749, 749 S	03-07	525ZRP 525ZRE 96	14 39	4054 K	14.15	2091 THF 2091 C 2091 ED	35-42,44-45 35-42 36-42 Hard Anodized
749 749, 749 S #520	03-07	520ZRP 96	14 39	4054 KM	14-16	2091 EMD	36-47 Hard Anodized
749 749 Dark	04-07	525ZRP 525ZRE 98	15 39	4054 K	14.15	2091 THF 2091 C 2091 ED	35-42,44-45 35-42 36-42 Hard Anodized
749 749 Dark #520	04-07	520ZRP 96	15 39	4054 KM	14-16	2091 EMD	36-47 Hard Anodized
749 749 R, 749 R Europa	04-07	525ZRP 525ZRE 96	15 35	4054 K	14.15	2091 THF 2091 C 2091 ED	35-42,44-45 35-42 36-42 Hard Anodized
749 749 R #520	04-07	520ZRP 96	15 35	4054 KM	14-16	2091 EMD	36-47 Hard Anodized
749 749 S Europa	05-07	525ZRP 525ZRE 96	15 38	4054 K	14.15	2091 THF 2091 C 2091 ED	35-42,44-45 35-42 36-42 Hard Anodized
749 749 S Europa #520	05-07	520ZRP 96	15 38	4054 KM	14-16	2091 EMD	36-47 Hard Anodized
750 750 Sport/Supersport i.e.	01-02	520ZRE 98	15 40	736 K	14.15	735 THF 735 C 735 E 735 ED	34,36-48 Long Lasting 36-48 38-49 38-47 Hard Anodized
750 F1	1984	530SO 98	15 38	725 K	15	1022 C	38,40-42,47
750 F1	85-87	530SO 98	15 38	497	14.15	1022 C	38,40-42,47
750 F1	1988	530SO 98	15 40	497	14.15	1022 C	38,40-42,47
750 Indiana	87-90	530SO 104	14 46	726 K	14	718 C	46
750 Monster	96-98	520ZRE 98	15 38	736 K	14.15	735 THF 735 C 735 E 735 ED	34,36-48 Long Lasting 36-48 38-49 38-47 Hard Anodized
750 Monster i.e	99-02	520ZRP 520ZRE 100	15 41	736 K	14.15	735 THF 735 C 735 E 735 ED	34,36-48 Long Lasting 36-48 38-49 38-47 Hard Anodized
750 Montjuich	1987	520ZRE 98	14 40	494 K	14.15	491 C	40
750 Paso	87-90	520ZRE 110	15 38	495 K	15	491 C	40
750 Santa Monica	1988	520ZRE 110	15 38	494 K	14.15	491 C	40
750 SS	1979	530ZRT 104	15 36	493 K	15.16	1022 C	38,40-42,47

Make and Model	year	 chain	OE number of teeth	 front sprocket		 rear sprocket			
				p/n	teeth	p/n	teeth		
				update 27 January 2017					
750 SS / Desmo 2	91-97	520ZRE 96	15 37	736 K	14.15	735 THF 735 C 735 E 735 ED	34,36-48 36-48 38-49 38-47	Long Lasting Hard Anodized	
796 Hypermotard 796	10-12	525ZRP 104	15 42	4014 K	14.15	2099 THF 2099 ED	39,41-43 39-43	Long Lasting Hard Anodized	
796 Monster 796, ABS	10-14	525ZRP 104	15 39	4014 K	14.15	2099 THF 2099 ED	39,41-43 39-40	Long Lasting Hard Anodized	
800 Monster S. i.e. Monster Dark	03-04	520ZRP 102	15 42	736 K	14.15	735 THF 735 C 735 E 735 ED	34,36-48 36-48 38-49 38-47	Long Lasting Hard Anodized	
800 Monster i.e.	2004	520ZRE 98	15 39	4019 K	14.15	735 THF 735 C 735 E 735 ED	34,36-48 36-48 38-49 38-47	Long Lasting Hard Anodized	
Ducati cont'd									
800 Monster S2R - Monster S2R Dark	04-08	520ZRE 104	15 41	736 K	14.15	2028 THF 2028 ED	37,38,41 36-42	Long Lasting Hard Anodized	
800 Scrambler	15-16	520ZRE 104	15 46	4019 K	14.15	2152 C 2091EMD	46 36-47	Hard Anodized	
800 Sport, SS	03-05	520ZRE 98	15 39	4019 K	14.15	735 THF 735 C 735 E 735 ED	34,36-48 36-48 38-49 38-47	Long Lasting Hard Anodized	
820 Hypermotard 820, SP	13-14	525ZRP 108	15 45	4054 K	14.15	2099 THF 2099 ED	39,41-43 39-43	Long Lasting Hard Anodized	
820 Hypermotard 820, SP #520	13-14	520ZRP 108	15 45	4054 KM	14-16				
820 Hyperstrada 820	13-14	525ZRP 108	15 45	4054 K	14.15	2099 THF 2099 ED	39,41-43 39-43	Long Lasting Hard Anodized	
820 Hyperstrada 820, SP #520	13-14	520ZRP 108	15 45	4054 KM	14-16				
820 Hypermotard 820	13-15	520ZRP 108	15 45	4054 KM	14-16	2099 THF 2099 ED	39,41-43 39-43	Long Lasting Hard Anodized	
820 Hyperstrada 820	13-15	520ZRP 108	15 45	4054 KM	14-16	2099 THF 2099 ED	39,41-43 39-43	Long Lasting Hard Anodized	
821 Monster 821	14-16	520ZRP 108	15 46	4054 KM	14-16	2152 C 2091EMD	46 36-47	Hard Anodized	
848 848, Evo, Evo Dark	08-12	525ZRP 98	15 39	4054 K	14.15	2099 THF 2099 ED	39,41-43 39-43	Long Lasting Hard Anodized	
848 848, Evo, Evo Dark #520	08-12	520ZRP 98	15 39	4054 KM	14-16				
848 848 Streetfighter	2012	525ZRP 98	15 42	4054 K	14.15	2099 THF 2099 ED	39,41-43 39-43	Long Lasting Hard Anodized	
848 848 Streetfighter #520	2012	520ZRP 98	15 42	4054 KM	14-16				
851 S.P.	88-89	520ZRE 98	15 38	736 K	14.15	491 C	40		
851 S.P.	1990	520ZRE 98	15 39	736 K	14.15	735 THF 735 C 735 ED	34,36-48 36-48 38-47	Long Lasting Hard Anodized	
851 S.P.	1991	520ZRP 96	15 37	736 K	14.15	735 THF 735 C 735 E 735 ED	34,36-48 36-48 38-49 38-47	Long Lasting Hard Anodized	
851 Strada	90-91	520ZRE 98	15 39	736 K	14.15	735 THF 735 C 735 E 735 ED	34,36-48 36-48 38-49 38-47	Long Lasting Hard Anodized	
888 S.P. - S.P. - S	92-93	520ZRP 96	15 36	736 K	14.15	735 THF 735 C 735 E 735 ED	34,36-48 36-48 38-49 38-47	Long Lasting Hard Anodized	
899 899 Panigale	2014	520ZRP 106	15-44	4107 KM	14-17	2122 EMD 2091 EMD	44 36-47	Hard Anodized Hard Anodized	
900 Monster	93-99	520ZRE 98	15 39	736 K	14.15	735 THF 735 C 735 E 735 ED	34,36-48 36-48 38-49 38-47	Long Lasting Hard Anodized	
900 Monster i.e	00-02	520ZRE 98	15 38	4041 K	14.15	735 THF 735 C 735 E 735 ED	34,36-48 36-48 38-49 38-47	Long Lasting Hard Anodized	
900 SD Darmah	1979	530SO 106	16 36	493 K	15.16	1022 C	38,40-42,47		
900 Sport/Supersport i.e.	99-02	520ZRP 96	15 40	736 K	14.15	735 THF 735 C 735 E 735 ED	34,36-48 36-48 38-49 38-47	Long Lasting Hard Anodized	
900 SS	79-88	530SO 104	15 36	493 K	15.16	1022 C	38,40-42,47		
900 SS	89-90	520ZRP 98	15 39	736 K	14.15	735 THF 735 C 735 E 735 ED	34,36-48 36-48 38-49 38-47	Long Lasting Hard Anodized	
900 SS, Superlight	91-98	520ZRP 96	15 37	736 K	14.15	735 THF 735 C 735 E 735 ED	34,36-48 36-48 38-49 38-47	Long Lasting Hard Anodized	
906 Paso	1989	520ZRP 108	15 40	736 K	14.15	491 C	40		
906 Paso	1990	520ZRP 106	15 38	736 K	14.15	491 C	40		
916 S.P. - Mono - Biposto	94-98	525ZRP 94 525ZRE 94	15 36	4014 K	14.15	2027 THF 2027 ED	36-38,42 36-40,43	Long Lasting Hard Anodized	
916 S.P. - Mono - Biposto #520	94-98	520ZRP 94	15 36	4019 K	14.15	2028 THF 2028 ED	37 36-42	Long Lasting Hard Anodized	
939 Hypermotard 939	2016	525ZRP 106	15 43	4054 K	14.15	2099 THF 2099 ED	39,41-43 39-43	Long Lasting Hard Anodized	
939 Hyperstrada 939	2016	525ZRP 106	15 43	4054 K	14.15	2099 THF 2099 ED	39,41-43 39-43	Long Lasting Hard Anodized	

Make and Model	year	 chain	OE number of teeth	 front sprocket		 rear sprocket			
				p/n	teeth	p/n	teeth		
				update 27 January 2017					
944 ST 2	99-03	525ZRP 102	15 42	4014 K	14.15	2041 THF 2041 ED	35-43 37-44	Long Lasting Hard Anodized	
944 ST 4	98-03	525ZRP 102	15 43	4014 K	14.15	2041 THF 2041 ED	35,37-43 36-44	Long Lasting Hard Anodized	
944 ST 4 S - ABS	04-06	525ZRP 100	15 38	4014 K	14.15	2041 THF 2041 C 2041 ED	35,37-43 37 37-44	Long Lasting Hard Anodized	
959 Panigale 959	2016	520ZRP 106	15 43	4107 KM	14-17	2152 C 2091EMD	46 36-47	Hard Anodized	
996 Monster S4R Europa	03-06	525ZRP 104	15 42	4014 K	14.15	2099 THF 2099 ED	39,41-43 39-43	Long Lasting Hard Anodized	
996 996 R-III-S	01-02	525ZRP 94	15 36	4054 K	14.15	2027 THF 2027 ED	36-38,42 36-40,43	Long Lasting Hard Anodized	
996 996 R-III-S #520	01-02	520ZRP 94	15 36	4054 KM	14-16	2028 THF 2028 ED	37 36-42	Long Lasting Hard Anodized	
996 996 Strada	99-01	525ZRP 94	15 36	4014 K	14.15	2027 THF 2027 ED	36-43 36-40,43	Long Lasting Hard Anodized	
996 996 Strada #520	99-01	520ZRP 94	15 36	4019 K	14.15	2028 THF 2028 ED	37 36-42	Long Lasting Hard Anodized	
Ducati cont'd									
998 998, Matrix	02-04	525ZRP 94	15 36	4054 K	14.15	2027 THF 2027 ED	36-43 36-40,43	Long Lasting Hard Anodized	
998 998, Matrix #520	02-04	520ZRP 94	15 36	4054 KM	14-16	2028 THF 2028 ED	37 36-42	Long Lasting Hard Anodized	
998 Monster S4RS	06-08	525ZRP 104	15 43	4054 K	14.15	2099 THF 2099 ED	39,41-43 39-42	Long Lasting Hard Anodized	
998 Monster S4R Testastretta	2008	525ZRP 104	15 43	4054 K	14.15	2027 ED 2027 THF	36-40,43 36-43	Hard Anodized Long Lasting	
998 Monster S4R Testastretta #520	2008	520ZRP 104	15 43	4054 KM	14-16	2028 THF 2028 ED	37 36-42	Long Lasting Hard Anodized	
999 999, R, S, Xerox	03-07	525ZRP 96	15 36	4054 K	14.15	2091 THF 2122 THF 2091 C 2091 ED	35-42 44-45 35-42 36-42	Long Lasting Long Lasting Hard Anodized	
999 999, R, S, Xerox #520	03-07	520ZRP 96	15 36	4054 KM	14-16	2091 EMD 2122 EMD	36-42 44-45	Hard Anodized Hard Anodized	
1000 Desmosedici RR	2008	525ZRP 110	16 44	4088 K	16	2122 THF 2091 THF 2091 ED	44,45 35-42 36-42	Long Lasting Long Lasting Hard Anodized	
1000 Desmosedici RR #520	2008	520ZRP 110	16 44	4088 KM	16	2122 EMD 2091 EMD	44 36-47	Hard Anodized Hard Anodized	
1000 Multistrada	03-06	525ZRP 104	15 42	4054 K	14.15	2099 THF 2099 ED	39,41-43 39-43	Long Lasting Hard Anodized	
1000 Multistrada S	2006	525ZRP 102	15 42	4054 K	14.15	2099 THF 2099 ED	39,41-43 39-43	Long Lasting Hard Anodized	
1000 Monster, Monster 1000S	03-06	525ZRP 100	15 39	4054 K	14.15	2041 THF 2041 ED	35,37-43 36-44	Long Lasting Hard Anodized	
1000 Monster, S #520	03-06	520ZRP 100	15 39	4054 KM	14-16	735 THF 735 C 735 E 735 ED	34,36-48 36-48 38-49 38-47	Long Lasting Hard Anodized	
1000 Monster S2R	06-08	525ZRP 104	15 41	4054 K	14.15	2099 THF 2099 ED	39,41-43 39-43	Long Lasting Hard Anodized	
1000 Monster S4R	03-08	525ZRP 104	15 42	4014 K	14.15	2099 THF 2099 ED	39,41-43 39-43	Long Lasting Hard Anodized	
1000 Paul Smart Limited Edition	2006	525ZRP 100	15 38	4054 K	14.15	2041 THF 2041 C 2041 ED	35,37-43 37 36-44	Long Lasting Hard Anodized	
1000 Paul Smart Limited Edition #520	2006	520ZRP 100	15 38	4054 KM	14-16	735 THF 735 C 735 E 735 ED	34,36-48 36-48 38-49 38-47	Long Lasting Hard Anodized	
1000 GT 1000, Touring	07-10	525ZRP 100	15 39	4054 K	14.15	2041 THF 2041 ED	35-43 36-44	Long Lasting Hard Anodized	
1000 GT 1000 #520	07-10	520ZRP 100	15 39	4054 KM	14-16	735 THF 735 C 735 ED	34,36-48 36-48 38-47	Long Lasting Hard Anodized	
1000 Sport 1000	07-08	525ZRP 100	15 38	4054 K	14.15	2041 THF 2041 C 2041 ED	35-43 37 36-44	Long Lasting Hard Anodized	
1000 Sport 1000 #520	07-08	520ZRP 100	15 38	4054 KM	14-16	735 THF 735 C 735 E 735 ED	34,36-48 36-48 38-49 38-47	Long Lasting Hard Anodized	
1000 Sport 1000 Biposto / Sport 1000 S	06-09	525ZRP 100	15 39	4054 K	14.15	2041 THF 2041 ED	35-43 36-44	Long Lasting Hard Anodized	
1000 Sport 1000 Biposto / Sport 1000 S #520	06-09	520ZRP 100	15 39	4054 KM	14-16	735 THF 735 C 735 E 735 ED	34,36-48 36-48 38-49 38-47	Long Lasting Hard Anodized	
1000 SS Europa	03-06	525ZRP 96	15 38	4054 K	14.15	2041 THF 2041 C 2041 ED	35-43 37 36-44	Long Lasting Hard Anodized	
1000 SS Europa #520	03-06	520ZRP 96	15 38	4054 KM	14-16	735 THF 735 C 735 E 735 ED	34,36-48 36-48 38-49 38-47	Long Lasting Hard Anodized	
1000 ST3 Europa	04-07	525ZRP 102	15 42	4054 K	14.15	2041 THF 2041 ED	35-43 36-44	Long Lasting Hard Anodized	
1000 ST3 Europa #520	04-07	520ZRP 102	15 42	4054 KM	14-16	735 THF 735 C 735 E	34,36-48 36-48 38-49	Long Lasting Hard Anodized	

Make and Model	year	 chain	OE number of teeth	 front sprocket		 rear sprocket	
				p/n	teeth	p/n	teeth

update 27 January 2017

1098	1098, 1098 R, 1098 S	07-08	525ZRP	98	15 38	4054 K	14.15	735 ED	38-47	Hard Anodized
								2115 THF	38-41,43	Long Lasting
								2115 ED	38-40,43	Hard Anodized
1098	1098, 1098 R, 1098 S #520	07-08	520ZRP	98	15 38	4054 KM	14-16	2115 EMD	38-44	Hard Anodized
1099	Streetfighter, Streetfighter S	09-12	525ZRP	110	15 38	4054 K	14.15	2115 THF	38-41,43	Long Lasting
								2115 ED	38-40,43	Hard Anodized
1099	Streetfighter, Streetfighter S #520	09-12	520ZRP	110	15 38	4054 KM	14-16	2115 EMD	38-44	Hard Anodized
1100	Hypermotard 1100, S	07-09	525ZRP	110	15 42	4054 K	14.15	2099 THF	39,41-43	Long Lasting
								2099 ED	39-43	Hard Anodized
1100	Hypermotard 1100 Evo, 1100SP	10-13	525ZRP	104	15 41	4054 K	14.15	2099 THF	39,41-43	Long Lasting
								2099 ED	39-43	Hard Anodized
1100	Monster 1100, 1100 S, 1100 Evo	09-12	525ZRP	104	15 39	4054 K	14.15	2099 THF	39,41-43	Long Lasting
								2099 ED	39-43	Hard Anodized
1100	Multistrada 1100, S	07-09	525ZRP	104	15 42	4054 K	14.15	2099 THF	39,41-43	Long Lasting
								2099 ED	39-43	Hard Anodized
1198	1198, 1198 SP, 1198 R	09-12	525ZRP	98	15 38	4054 K	14.15	2115 THF	38-41,43	Long Lasting
								2115 ED	38-40,43	Hard Anodized
1198	1198, 1198 SP, 1198 R #520	09-12	520ZRP	98	15 38	4054 KM	14-16	2115 EMD	38-44	Hard Anodized
1199	1199 Panigale S	12-15	525ZRP	110	15 39	4107 K	14.15	2146 ED	37-42	Hard Anodized
1199	1199 Panigale S #520	12-15	520ZRP	110	15 39	4107 KM	14-17	2146 EMD	37-43	Hard Anodized
1199	1199 Panigale R	12-16	525ZRP	110	15 41	4107 K	14.15	2146 ED	37-42	Hard Anodized
1199	1199 Panigale R #520	12-16	520ZRP	110	15 41	4107 KM	14-17	2146 EMD	37-43	Hard Anodized
1199	1199 Panigale Superleggera	2014	520ZRP	110	15 41	4107 KM	14-17	2146 EMD	37-43	Hard Anodized

Ducati cont'd

1200	Diavel, Carbon, ABS, AMG, Titanium	11-16	525ZRP	118	15 43	4054 K	14.15	2115 THF	38-41,43	Long Lasting
								2115 ED	38-40,43	Hard Anodized
1200	Monster 1200, Monster 1200 S	14-15	525ZRP	108	15 41	4054 K	14.15	2115 THF	38-41,43	Long Lasting
								2115 ED	38-40,43	Hard Anodized
1200	Monster 1200, Monster 1200 S #520	14-15	520ZRP	108	15 41	4054 KM	14-16	2115 EMD	38-44	Hard Anodized
1200	Multistrada 1200, ABS, S, T, GT, DVT	10-16	530ZRP	110	15 40	4103 K	14.15			
1200	Multistrada 1200, ABS, S, T, GT, DVT #525	10-16	525ZRP	110	15 40	4054 K	14.15	2115 THF	38-41,43	Long Lasting
								2115 ED	38-40,43	Hard Anodized
1200	Multistrada 1200 Enduro	2016			15 43					
1299	1299 Panigale, S	15-16	525ZRP	104	15 39	4107 K	14, 15	2146 ED	37-42	Hard Anodized
1299	1199 Panigale, S #520	15-16	520ZRP	104	15 39	4107 KM	14-17	2146 EMD	37-43	Hard Anodized

Dymag wheels





120 x 140 x 6 x 10,5 #520	520			499 EMD	40-47	Hard Anodized
120 x 140 x 6 x 10,5 #525	525			498 ED	44-46	Hard Anodized
120 x 140 x 6 x 10,5 #530	530			499 ED	38,39,43,44	Hard Anodized

Fantic Motor

50	Caballero Casa	06-08	420RX3	11	4038	10-15				
50	Caballero Motard	05-12	420RX3	132	11 50	4038	10-15	2103 E	50-53,58-60	
50	Caballero Regolarità	05-12	420RX3	136	11 58	4038	10-15	2103 E	50-53,58-60	
50	Caballero Regolarità Competizione	05-12	428RX3	138	11 58	4035	11-15	2137 E	54,58,60	
125	Caballero Motard	08-11	428RX3	140	14 54	4095	14.15	2137 E	54,58,60	
125	Caballero Regolarità	08-12	428RX3	132	14 50	263	14-16	2092 E	50,52,56	
125	Caballero Regolarità Competizione	08-12	428RX3	136	14 60	263	14-16	2092 E	50,52,56	
250	Caballero Regolarità Scuderia	2012	520XMO	114	13 50	4048 K	12.13	1509 EC	47-53	Red, Black 48-52
								1509 PX	48-52	Pro-Extreme Red, Blue
								1509 ESM	38-46	
								1509 C	50	

Gas Gas

50	50 Rookie	00-05	420RX3	126	12 52	4032	12-14	2035	48,50,53	
125	125 EC	03-11	520RX3	112	13 48	4048 K	12.13	1509 EC	47-53	Red, Black 48-52
								1509 PX	48-52	Pro-Extreme Red, Blue
								1509 ESM	38-46	
								1509 C	50	
125	125 Enduro	00-02	520RX3	118	13 52	4048 K	12.13	1509 EC	47-53	Red, Black 48-52
								1509 PX	48-52	Pro-Extreme Red, Blue
								1509 ESM	38-46	
								1509 C	50	
125	125 Pampera	00-02	520RX3	100	10 44	4047 K	10.11	2074 E	40,41,44	
125	125 TXT	00-01	520RX3	102	10 44	4047 K	10.11	2074 E	40,41,44	
125	125 TXT	02-08	520RX3	102	10 46	4047 K	10.11	2074 E	40,41,44	
200	200 EC	00-02	520RX3	116	13 51	4048 K	12.13	1509 EC	47-53	Red, Black 48-52
								1509 PX	48-52	Pro-Extreme Red, Blue
								1509 ESM	38-46	
								1509 C	50	
200	200 EC	03-11	520RX3	114	13 51	4048 K	12.13	1509 EC	47-53	Red, Black 48-52
								1509 PX	48-52	Pro-Extreme Red, Blue
								1509 ESM	38-46	
								1509 C	50	
200	200 TXT	00-01	520RX3	100	10 44	4047 K	10.11	2074 E	40,41,44	
200	200 TXT	02-08	520RX3	102	10 46	4047 K	10.11	2074 E	40,41,44	
249	200 TXT	00-01	520RX3	100	11 41	4047 K	10.11	2074 E	40,41,44	
250	250 EC	2000	520XMO	114	13 47	4048 K	12.13	1509 EC	47-53	Red, Black 48-52
								1509 PX	48-52	Pro-Extreme Red, Blue
								1509 ESM	38-46	
								1509 C	50	
250	250 EC	01-11	520XMO	112	13 48	4048 K	12.13	1509 EC	47-53	Red, Black 48-52
								1509 PX	48-52	Pro-Extreme Red, Blue
								1509 ESM	38-46	
								1509 C	50	
250	EC 250 F	2012	520XMO	114	13 50	4048 K	12.13	1509 EC	47-53	Red, Black 48-52
								1509 PX	48-52	Pro-Extreme Red, Blue
								1509 ESM	38-46	
								1509 C	50	
250	250 Pampera	00-01	520RX3	118	12 40	4047 K	10.11	2074 E	40,41,44	

Make and Model	year	 chain	 OE number of teeth	 front sprocket		 rear sprocket	
				p/n	teeth	p/n	teeth

update 27 January 2017

280	280 TXT	00-01	520RX3	100	11 41	4047 K	10.11	2074 E	40,41,44	
280	280 TXT	02-08	520RX3	102	10 46	4047 K	10.11	2074 E	40,41,44	
300	EC 300	2000	520XMO	114	13 47	4048 K	12.13	1509 EC 1509 PX 1509 ESM 1509 C	47-53 48-52 38-46 50	Red, Black 48-52 Pro-Extreme Red, Blue
300	EC 300E	01-12	520XMO	114	13 48	4048 K	12.13	1509 EC 1509 PX 1509 ESM 1509 C	47-53 48-52 38-46 50	Red, Black 48-52 Pro-Extreme Red, Blue
321	321 TXT	00-01	520RX3	100	11 41	4047 K	10.11	2074 E	40,41,44	
321	321 TXT	02-08	520RX3	102	10 46	4047 K	10.11	2074 E	40,41,44	
400	400 FSE EC	2000	520ZRE	116	13 48	4048 K	12.13	1509 EC 1509 PX 1509 ESM 1509 C	47-53 48-52 38-46 50	Red, Black 48-52 Pro-Extreme Red, Blue
400	400 FSE SM	03-04	520RX3	112	13 42	4048 K	12.13	1509 ESM	38-46	
450	450 FSE EC	03-09	520ZRE	116	13 48	4048 K	12.13	1509 EC 1509 PX 1509 ESM 1509 C	47-53 48-52 38-46 50	Red, Black 48-52 Pro-Extreme Red, Blue
450	450 FSE SM	2000	520RX3	112	13 42	4048 K	12.13	1509 ESM	38-46	

Galespeed wheels




80 x 100 x 6 x 10,5 #520	520					2100 E	41-46	
						2100 ED	37-46	Hard Anodized
80 x 100 x 6 x 10,5 #525	525					2140ED	39-44	Hard Anodized
80 x 100 x 6 x 10,5 #530	530					2141ED	39-44	Hard Anodized

Gilera

50	GSM, H@K, R, RK	97-00	420M	130	12 46	4052 K	12	2076 C	47	
50	RC-Top Rally	90-91	415H	120	13 40	599	13-15	2011	40,42,45,51	
50	RCR	03-05	420M	130	13 53	4051	11-14	2075 C	45,48,50,52,53	
50	RCR, SMT	2006	420M	130	12 53	4051	11-14	2075 C	45,48,50,52,53	
50	Sioux	91-94	415H	122	13 45	599	13-15	2011	40,42,45,51	
50	SMT	03-05	420M	130	14 53	4051	11-14	2075 C	45,48,50,52,53	
125	Crono	91-94	520H	106	14 40	605 K	14	604 C	35,36,40	
125	KK-KZ	86-89	428H	126	16 46	601 K	16	485	54	
125	MX-1, MX-R	88-92	520H	104	13 38	603 K	13	604 C	35,36,40	
125	R1, R1-S	88-89	520RX3	110	13 44	603 K	13	5 C	43-45,47,49	
125	RC Top Rally	90-93	520RX3	114	13 43	603 K	13	606 C	43	
125	SP-01, SP-02	88-92	520H	104	14 38	605 K	14	604 C	35,36,40	
125	XR-1, XR-2	88-93	520RX3	106	13 44	603 K	13	16 C	44	
200	RV	86-88	520XMO	104	13 41	603 K	13	13 C	39	
350	ER, Dakota	85-89	520XMO	112	14 51	609 K	14	610 C	51	
600	Nord West	91-94	520SO	108	14 43	609 K	14	611 C	43	
600	RC	89-94	520SO	110	14 43	609 K	14	245 C	39-45,47,48,51	
600	RC-R	91-94	520SO	112	14 52	609 K	14	2015 EC 2015 C	47-53 46,48-50,52	Blue, Black, Gold 48-52
600	Saturno	91-93	520SO	106	14 43	609 K	14	5 C	43-45,47,49	
600	XR-T	88-89	520SO	106	14 43	609 K	14	5 C	43-45,47,49	
800	GP 800	08-09	525ZRP	102	22 47			2129 THF 2129 ED	47 47-49	Hard Anodized

HM Motor

50	Baja - Baja RR	04-06	428RX3 428H	140 140	14 62	4066 K	10,12-14	2106 E 2106 C	48,50-52,54,56,58,60,62 48,50,56	
50	CRE 50 (95-00), 50 Enduro (2001)		428RX3	132	12 56	4035	11-15	2047 E	57	
50	CRE 50 (01-03), Enduro 50 (2002)	01-03	428RX3 428H	132 132	12 56	4035	11-15	2085 E	56,58,62	
50	CRE Derapage	-00	428RX3	132	13 56	4035	11-15	2047 E	57	
50	CRE Derapage	01-03	428RX3 428H	132 132	13 56	4035	11-15	2085 E	56,58,62	
50	CRE Derapage	04-10	428RX3 428H	132 132	12 62	4066 K	10,12-14	2106 E 2106 C	48,50-52,54,56,58,60,62 48,50,56	
50	CRE 50 Six Competition, SM 50 Derapage, SM 50 Six Derapage	04-06	428RX3 428H	140 140	14 58	4066 K	10,12-14	2106 E 2106 C	48,50-52,54,56,58,60,62 48,50,56	
50	SM 50	2002	428RX3	140	13 56	4035	11-15	2085 E	56,58,62	
125	CRE 125 R, CRM F 125	93-05	520RX3	114	13 49	326 K 326 KC	11-14 12.13	210 EC 210 PX 210 C	47-54 48-52 43,45,48-53	Red, Black 48-53 Pro-Extreme Red
125	SM 125 R	2004	520RX3	116	13 40	326 K 326 KC	11-14 12.13	210 ESM 210 C	40-46 43,45,48-53	
230	CRE F 230 Easy Enduro	06-11	520SO	116	13 50	327 K	12-14	210 EC 210 PX 210 C	47-54 48-52 43,45,48-53	Red, Black 48-53 Pro-Extreme Red
250	CRE 250 R	97-01	520XMO	114	13 47	284 K 284 KC	14.15 13-15	210 EC 210 PX 210 ESM 210 C	47-54 48-52 40-46 43,45,48-53	Red, Black 48-53 Pro-Extreme Red
250	CRE F 250 R	02-04	520XMO	114	13 50	284 K 284 KC	12-15 13-15	210 EC 210 PX 210 ESM 210 C	47-54 48-52 40-46 43,45,48-53	Red, Black 48-53 Pro-Extreme Red
250	CRE F 250 R	05-12	520RX3	116	13 51	4063 K 4063 KC	12-14 12-14	210 EC 210 PX 210 ESM 210 C	47-54 48-52 40-46 43,45,48-53	Red, Black 48-53 Pro-Extreme Red
250	SM 250 R	04-05	520RX3	112	13 40	4063 K 4063 KC	12-14 12-14	210 ESM 210 C	40-46 43,45,48-53	
290	CRE F 290/300 X	2007	520XMO		13 53	4063 K 4063 KC	12-14 12-14	210 EC 210 PX 210 ESM 210 C	47-54 48-52 40-46 43,45,48-53	Red, Black 48-53 Pro-Extreme Red





Make and Model	year	 chain	OE number of teeth	 front sprocket		 rear sprocket		
				p/n	teeth	p/n	teeth	
				<i>update 27 January 2017</i>				
450 CRE F 450 R	05-13	520RX3 114	13 48	284 K 284 KC	12-15 13-15	210 EC 210 PX 210 ESM 210 C	47-54 48-52 40-46 43,45,48-53	Red, Black 48-53 Pro-Extreme Red
500 CRE 500 R	97-00	520ZRE 114	14 47	284 K 284 KC	12-15 13-15	210 EC 210 PX 210 C	47-54 48-52 43,45,48-53	Red, Black 48-53 Pro-Extreme Red
3mm spacer - Flangia corona da 3mm.						210SPE		

Honda

50 C 50 ZZ/Z2	78-82	420M	98	13 40	4009	12-16	257	36,40,41
50 C 50 LAC/LAE/LAG	84-88	420M	98	13 40	4009	12-16	257	36,40,41
50 CB 50 J	78-81	420M	104	13 42	253	12-15	256	35,38,41,43
50 CF 50 Chaly	79-96	420M	88	14 38	253	12-15	256	35,38,41,43
50 CRM 50 R	93-94	420M	106	13 47	4009	12-16	239	36,38,40,42,45,47
50 Cub	82-85	420M	98	12 40	4009	12-16	257	36,40,41
50 MB 50 S	80-82	420M	108	12 45	4009	12-16	239	36,38,40,42,45,47
50 MBX 50 S	84-86	420M	108	12 45	4009	12-16	239	36,38,40,42,45,47
50 MT 50 S	80-93	420M	108	13 45	4009	12-16	239	36,38,40,42,45,47
50 MTX 50 S	83-85	420M	122	12 47	4009	12-16	239	36,38,40,42,45,47
50 MTX 50 Automatique	84-90	420M	116	14 36	251	14 15	239	36,38,40,42,45,47
50 NSR 50 S	89-94	420M	124	13 45	4009	12-16	213	37,41,43,45,47
50 NSR 50	98-99	420M	122	12 41	4009	12-16	213	37,41,43,45,47
50 SS 50 Z	78-80	420M	98	13 42	4009	12-16	256	35,38,41,43
50 ST 50 Dax	1990	420M	88	15 38	253	12-15	256	35,38,41,43
50 ST 50 K3	88-93	420M	96	14 41	253	12-15	256	35,38,41,43
50 Z 50 A Monkey		420M	78	13 35	4009	12-16	255	35
70 CF 70 Chaly	78-85	420M	88	14 35	253	12-15	256	35,38,41,43
70 ST DAX France	83-98	420M	86	15 35	253	12-15	256	35,38,41,43

Honda cont'd





75 MBX 75	1984	420M	116	15 36	253	12-15	239	36,38,40,42,45,47	
75 MTX 75	1987	420M	122	15 47	253	12-15	239	36,38,40,42,45,47	
75 NSR 75	1990	420M	116	15 36	253	12-15	216	36	
75 NS1 75	92-93	420M	128	16 37	249	13,14,16	213	37,41,43,45,47	
80 CR 80 - R	86-03	420RX3	114	15 49	273 273 KC	13-16 15	2064 C 2064 E	47,49,55 47-57	
80 CR 80 R #428	86-03	428RX3	114	15 49	4085 K	13-15	2118 E	49-57	
80 CR 80 - R Big Wheels	86-03	420RX3	114	15 55	273 273 KC	13-16 15	2064 C 2064 E	47,49,55 47-57	
80 CR 80 R Big Wheels #428	86-03	428RX3	114	15 55	4085 K	13-15	2118 E	49-57	
80 MB 80 S	80-83	420M	106	15 40	253	12-15	239	36,38,40,42,45,47	
80 MBX 80	83-87	420M	116	15 36	253	12-15	239	36,38,40,42,45,47	
80 MT 80 S	1980	420M	104	15 38	253	12-15	239	36,38,40,42,45,47	
80 MTX 80 RS	83-86	420M	122	15 42	253	12-15	239	36,38,40,42,45,47	
85 CR 85 - R	03-06	420RX3	116	13 49	273 273 KC	13-16 15	2064 E 2064 C	47-57 47,49,55	
85 CR 85 R #428	03-06	428RX3	116	13 49	4085 K	13-15	2118 E	49-57	
85 CR 85 - R Big Wheels	03-06	420RX3	116	15 55	273 273 KC	13-16 15	2064 E 2064 C	47-57 47,49,55	
85 CR 85 R Big Wheels #428	03-06	428RX3	116	15 55	4085 K	13-15	2118 E	49-57	
85 CR 85 - R Expert	2007	420RX3	116	15 49	273 273 KC	13-16 15	2064 E 2064 C	47-57 47,49,55	
85 CR 85 R Expert #428	2007	428RX3	116		4085 K	13-15	2118 E	49-57	
90 C 90 EMF/MG/MP Cub	84-98	420M	98	15 39	253	12-15	211	39	
100 CB 100 N/NA	78-86	428H	100	14 37	259 K	14-16	269	34-35,39-43,47-49	
100 CRF 100F	04-14	428H	118	14 50	274 K	14 15	2063 2063 E	50 50	
100 H 100 A/S	84-93	428H	106	15 34	274 K	14 15	269	34-35,39-43,47-49	
100 XL 100 S	78-82	428H	118	15 43	274 K	14 15	269	34-35,39-43,47-49	
100 XR 100 R	85-06	428H 428	118 118	14 50	274 K	14 15	2063 2063 E	50 50	
125 ANF 125 Innova	03-12	420M	104	14 35	249	13,14,16			
125 CA 125 Rebel	95-01	520	112	13 39	329 K	11-13	2034 C	39,41,44,45	
125 CB 125 F	15-16	428 H	122	15 16	4036 K	15,17	269	34-35,39-43,47-49	
125 CB 125 J/R	83-96	428H	108	15 37	259 K	14-16	269	34-35,39-43,47-49	
125 CB 125 T	78-82	428H	112	15 39	259 K	14-16	269	34-35,39-43,47-49	
125 CB 125 TD	82-88	428H	122	15 42	259 K	14-16	269	34-35,39-43,47-49	
125 CBF 125	09-15	428H	112	16 42	259 K	14-16	269	34-35,39-43,47-49	
125 CBR 125 R	04-10	428H 428	124 124	15 42	4036 K	15,17	2107 E	42	
125 CBR 125 R	11-16	428H	128	15 44	4036 K	15,17	269	34-35,39-43,47-49	
125 CBX 125	79-82	428H	104	15 37	259 K	14-16	269	34-35,39-43,47-49	
125 CD 125 TC Benly	82-85	428H	116	15 42	259 K	14-16	269	34-35,39-43,47-49	
125 CG 125	77-85	428H	98	14 34	259 K	14-16	269	34-35,39-43,47-49	
125 CG 125 F/K (Brazil)	85-98	428H 428	114 114	14 41	259 K	14-16	269	34-35,39-43,47-49	
125 CG 125	1998	428H	112	15 36	259 K	14-16	269	34-35,39-43,47-49	
125 CG 125 K	99-00	428H	112	15 36	259 K	14-16	269	34-35,39-43,47-49	
125 CG 125	2006	428H	116	14 45	259 K	14-16			
125 CLR 125 Cityfly	98-00	428H 428	128 128	17 50	4036 K	15,17	271	50	
125 CM 125 CC/CF	82-97	428H	120	15 43	259 K	14-16	269	34-35,39-43,47-49	
125 CR 125	2001	520RX3	114	13 52	326 K 326 KC	11-14 12,13	210 EC 210 PX 210 ESM 210 C	47-54 48-52 40-46 43,45,48-53	Red, Black 48-53 Pro-Extreme Red
125 CR 125 R	87-96	520RX3	114	13 51	326 K 326 KC	11-14 12,13	210 EC 210 PX 210 C	47-54 48-52 43,45,48-53	Red, Black 48-53 Pro-Extreme Red
125 CR 125 R	1997	520RX3	112	12 49	326 K 326 KC	11-14 12,13	210 EC 210 PX 210 C	47-54 48-52 43,45,48-53	Red, Black 48-53 Pro-Extreme Red

Make and Model	year	 chain	 OE number of teeth	 front sprocket		 rear sprocket			
				p/n	teeth	p/n		teeth	
125 CR 125 R	98-99	520RX3 114	13 51	326 K 326 KC	11-14 12.13	210 EC 210 PX 210 C	47-54 48-52 43,45,48-53	<i>Red, Black 48-53 Pro-Extreme Red</i>	
125 CR 125 R	00-01	520RX3 116	13 52	326 K 326 KC	11-14 12.13	210 EC 210 PX 210 ESM 210 C	47-54 48-52 40-46 43,45,48-53	<i>Red, Black 48-53 Pro-Extreme Red</i>	
125 CR 125 R	2002	520RX3 114	13 51	326 K 326 KC	11-14 12.13	210 EC 210 PX 210 ESM 210 C	47-54 48-52 40-46 43,45,48-53	<i>Red, Black 48-53 Pro-Extreme Red</i>	
125 CR 125 R	2003	520RX3 116	13 52	326 K 326 KC	11-14 12.13	210 EC 210 PX 210 ESM 210 C	47-54 48-52 40-46 43,45,48-53	<i>Red, Black 48-53 Pro-Extreme Red</i>	
125 CR 125 R	04-07	520RX3 116	13 53	4063 K 4063 KC	12-14 12-14	210 EC 210 PX 210 ESM 210 C	47-54 48-52 40-46 43,45,48-53	<i>Red, Black 48-53 Pro-Extreme Red</i>	
125 CR 125 MOTARD	2006	520RX3 116	13 40	4063 K 4063 KC	12-14 12-14	210 ESM 210 EC 210 PX	40-46 47-54 48-52	<i>Red, Black 48-53 Pro-Extreme Red</i>	
125 CRM 125 R	90-99	520SO 520H 106	14 40	327 K	12-14	604 C	35,36,40		
125 CT 125 C	82-84	428H 120	15 51	259 K	14-16	269	34-35,39-43,47-49		
125 MBX 125 F (E)	84-86	520RX3 106	13 39	329 K	11-13	279 C	31-33,35,39,40,45		
125 MTX 125 R	86-94	520RX3 106	13 40	329 K	11-13	279 C	31-33,35,39,40,45		
125 MTX 125 RW	83-94	428H 130	15 53	259 K	14-16	241	46		
125 NS 125 F/R	85-90	520H 106 520 106	13 35	329 K	11-13	279 C	31-33,35,39,40,45		
125 NSR 125 F-Fil	89-92	520H 106 520 106	13 35	329 K	11-13	604 C	35,36,40		

update 27 January 2017





Honda cont'd




125 NSR 125 R	89-93	520H 108	13 35	327 K	12-14	604 C	35,36,40		
125 NSR 125 R/F	94-99	520H 108	14 36	327 K	12-14	604 C	35,36,40		
125 NSR 125 R	00-01	520RX3 110	14 38	327 K	12-14	604 C	35,36,40		
125 NX 125	89-99	428H 128 428 128	16 50	259 K	14-16	271	50		
125 SL 125	76-80	428H 118	15 47	259 K	14-16	269	34-35,39-43,47-49		
125 VT 125 C Shadow	99-07	520H 112	14 41	327 K	12-14	2034 C	39,41,44,45		
125 XL 125 S2	79-83	428H 118	14 51	259 K	14-16	269	34-35,39-43,47-49		
125 XL 125 R Prolink	82-87	428H 128	14 53	259 K	14-16	242	53		
125 XL 125	1988	428H 128	16 47	259 K	14-16	269	34-35,39-43,47-49		
125 XL 125 R Paris-Dakar	84-97	428H 128	16 50	259 K	14-16	271	50		
125 XL 125 V Varadero	01-12	520RX3 112	14 44	327 K	12-14	2034 C	39,41,44,45		
125 XLR 125 R	98-01	428H 130	17 51	4036 K	15.17	2048	51		
125 XLR 125 R	04-05	428H 132	17 54	4036 K	15.17	2048 E	54		
125 XR 125 L	04-07	428H 136	17 54	4036 K	15.17				
150 CRF 150 F	03-05	520RX3 112	13 48	327 K	12-14	210 EC 210 ESM 210 C	47-54 40-46 43,45,48-53	<i>Red, Black 48-53</i>	
150 CRF 150 F	06-16	520RX3 104	13 47	327 K	12-14	210 EC 210 PX 210 ESM 210 C	47-54 48-52 40-46 43,45,48-53	<i>Red, Black 48-53 Pro-Extreme Red</i>	
150 CRF 150 RB	07-16	420RX3 126	15 56	4081 K	13-15	2064 E 2064 C	47-57 47,49,55		
150 CRF 150 RB #428	07-16	428RX3 126	15 56	4084 K	13-15	2118 E	49-57		
150 CRF 150 R2	07-16	420RX3 120	15 50	4081 K	13-15	2064 E 2064 C	47-57 47,49,55		
150 CRF 150 R2 # #428	07-16	428RX3 120	15 50	4084 K	13-15	2118 E	49-57		
185 XL 185 S	80-93	428H 120	14 49	259 K	14-16	269	34-35,39-43,47-49		
200 CB 200	76-79	520H 94	15 35	275 K	13-15	279 C	31-33,35,39,40,45		
200 CD 200 TB Benly	79-85	428H 112	15 34	263	14-16	269	34-35,39-43,47-49		
200 CM 200 TA/TB Custom	81-84	428H 112	15 35	259 K	14-16	269	34-35,39-43,47-49		
200 MTX 200 RW	83-86	520RX3 104	13 42	329 K	11-13	243	42		
200 XL 200 R Paris-Dakar	84-90	520RX3 108	13 41	328 K	13	277 C	41		
230 CRF 230 F, L	03-16	520RX3 110	13 50	327 K	12-14	210 EC 210 PX 210 ESM 210 C	47-54 48-52 40-46 43,45,48-53	<i>Red, Black 48-53 Pro-Extreme Red</i>	
250 CB 250 N/NA/T	78-82	530SO 102	15 41	278 K	14-16	246 C	41		
250 CB 250 N	81-83	520H 102	15 41	276 K	15.16	247 C	41		
250 CB 250 Nighthawk	91-06	520SO 108 520H 108	14 31	270 K	14	279 C	31-33,35,39,40,45		
250 CB 250 Nighthawk	07-08	520SO 106 520H 106	14 33	270 K	14	279 C	31,32,33,35,39,40,45		
250 CB 250 RS	80-83	520SO 98	14 44	281 K	14.15	248 C	44		
250 CB 250 RS	82-84	520SO 100	14 45	281 K	14.15	245 C	39-41,43-45,47,48,51		
250 CB 250 R	95-96	520SO 104	14 31	270 K	14	279 C	31-33,35,39,40,45		
250 CBF250	04-05	520H 106	13 37	4053 K	13.14	2134 C	37		
250 CBR250 R	11-15	520ZRE 108	14 38	4053 K	13.14	2144 C 2144 E	36 38		
250 CBX 250 RS	84-86	520SO 100	15 35	276 K	15.16	247 C	41		
250 CD 250 U	88-94	520SO 98	14 32	287 K	14	279 C	31-33,35,39,40,45		
250 CJ 250 T	77-79	530SO 100	16 38	278 K	14-16	278 C	38		
250 CL 250 S	82-84	520SO 106	15 51	281 K	14.15	245 C	39-41,43-45,47,48,51		
250 CM 250 T Custom	82-84	520SO 104	15 41	276 K	15.16	247 C	41		
250 CM 250	83-85	520SO 94	14 39	270 K	14	279 C	31-33,35,39,40,45		
250 CM 250	1999	520SO 108	14 39	270 K	14	2034 C	39,41,44,45		
250 CMX 250 Rebel	1988	520SO 108	14 33	270 K	14	279 C	31,32,33,35,39,40,45		

Make and Model	year	 chain	 number of teeth	 front sprocket		 rear sprocket		
				p/n	teeth	p/n	teeth	
				<i>update 27 January 2017</i>				
250 CMX 250 C Rebel	96-16	520SO	104	14 31	270 K	14	279 C	31,32,33,35,39,40,45
250 CR 250 R	88-89	520RX3	116	14 51	284 K 284 KC	12-15 13-15	210 EC 210 PX 210 C	47-54 48-52 43,45,48-53 <i>Red, Black 48-53 Pro-Extreme Red</i>
250 CR 250 R	90-91	520RX3	116	14 53	284 K 284 KC	12-15 13-15	210 EC 210 PX 210 C	47-54 48-52 43,45,48-53 <i>Red, Black 48-53 Pro-Extreme Red</i>
250 CR 250 R	92-95	520RX3	114	13 49	284 K 284 KC	12-15 13-15	210 EC 210 PX 210 C	47-54 48-52 43,45,48-53 <i>Red, Black 48-53 Pro-Extreme Red</i>
250 CR 250 R	96-08	520RX3	114	13 50	284 K 284 KC	12-15 13-15	210 EC 210 PX 210 ESM 210 C	47-54 48-52 40-46 43,45,48-53 <i>Red, Black 48-53 Pro-Extreme Red</i>
250 CRF 250 L	13-16	520XMO	106	14 40	4053 K	12-14	301 C 301 E	39,40,46,48 49
250 CRF 250 M	13-15	520ZRE	120	13 39	4053 K	12-14	301 C 301 E	39,40,46,48 49
250 CRF 250 R	04-09	520RX3	114	13 51	4063 K 4063 KC	12-14 12-14	210 EC 210 PX 210 ESM 210 C	47-54 48-52 40-46 43,45,48-53 <i>Red, Black 48-53 Pro-Extreme Red</i>
250 CRF 250 R	2010	520RX3	114	13 48	4063 K 4063 KC	k 12-14	210 EC 210 PX 210 ESM 210 C	47-54 48-52 40-46 43,45,48-53 <i>Red, Black 48-53 Pro-Extreme Red</i>
250 CRF 250 R	11-17	520RX3	114	13 49	4063 K 4063 KC	12-14 12-14	210 EC 210 PX 210 ESM 210 C	47-54 48-52 40-46 43,45,48-53 <i>Red, Black 48-53 Pro-Extreme Red</i>
250 CRF 250 X	04-08	520RX3	120	14 53	4063 K 4063 KC	12-14 12-14	210 EC 210 PX 210 ESM 210 C	47-54 48-52 40-46 43,45,48-53 <i>Red, Black 48-53 Pro-Extreme Red</i>
250 CRF 250 X	09-17	520RX3	114	13 53	4063 K 4063 KC	12-14 12-14	210 EC 210 PX 210 ESM 210 C	47-54 48-52 40-46 43,45,48-53 <i>Red, Black 48-53 Pro-Extreme Red</i>

Honda cont'd




250 NSF250R (Moto3)	11-14	415HRU	142	15 35	4102K	15-18	2138 ED	36-42	Hard Anodized
250 NX 250	88-93	520SO	102	13 41	4005 K	13.00	245 C	39-41,43-45,47,48,51	
250 XL 250 R	82-84	520XMO	102	14 47	281 K	14.15	245 C	39-41,43-45,47,48,51	
250 XL 250 S	78-82	520XMO	102	14 53	281 K	14.15	245 C	39-41,43-45,47,48,51	
250 XR250 R	82-83	520XMO	104	13 53	281 K	14.15	210 EC 210 PX 210 ESM 210 C	47-54 48-52 40-46 43,45,48-53 <i>Red, Black 48-53 Pro-Extreme Red</i>	
250 XR250 R	84-87	520ZRE	108	13 48	328 K	13	210 EC 210 PX 210 ESM 210 C	47-54 48-52 40-46 43,45,48-53 <i>Red, Black 48-53 Pro-Extreme Red</i>	
250 XR250 R	88-95	520ZRE	108	13 48	327 K	13	210 EC 210 PX 210 ESM 210 C	47-54 48-52 40-46 43,45,48-53 <i>Red, Black 48-53 Pro-Extreme Red</i>	
250 XR 250 R	96-04	520ZRE	106	13 48	4053 K	12-14	210 EC 210 PX 210 ESM 210 C	47-54 48-52 40-46 43,45,48-53 <i>Red, Black 48-53 Pro-Extreme Red</i>	
250 XR 250 S	96	520XMO		13 39	4053 K	12-14	210 ESM 210 C	40-46 43,45,48-53	
300 CB 300 F	15-16	520ZRE	108	14 36	4053 K	12-14	2144 C 2144 E	36 38	
300 CBR 300 F, R	14-16	520ZRE	108	14 36	4053 K	12-14	2144 C 2144 E	36 38	
350 CB 350 S	86-88	525ZRE	108	16 36	291 K	15.16	332 C	36,37,44	
350 XL 350 R	85-87	520SO	102	14 38	287 K	14	245 C	39-41,43-45,47,48,51	
400 CB 400 T/N	78-81	530SO	100	16 36	278 K	14-16	246 C	41	
400 CB 400 N	81-85	520XMO	100	16 36	276 K	15.16	247 C	41	
400 CB 400 F	89-90	525ZRE	104	15 41	297 K	15.00	318 C	41	
400 CB 400 F	1991	525ZRE	104	15 37	297 K	15	332 C	36,37,44	
400 CBR 400 FE-F2E	1984	525ZRE	106	15 44	291 K	15.16	332 C	36,37,44	
400 CBR 400 RG, RH Aero NC23	1986	525ZRE	108	15 44	294 K	14.15	332 C	36,37,44	
400 CBR 400 R, RL Gullarm NC29	1990	525ZRE	102	15 39	297 K	15	2040 C	39	
400 CBX 400 F-F2	82-83	530SO	104	15 45	278 K	14-16	341 C	40,43,45,46	
400 CM 400 T Chopper	79-81	530SO	102	16 35	278 K	14-16	246 C	41	
400 CM 400 T Chopper	81-83	520SO	100	16 35	276 K	15.16	247 C	41	
400 NT 400 J, K2 Bros	88-89	525ZRE	112	16 44	296 K	15.16	2038 C	44	
400 NTV 400 Bros	1990	525ZRE	114	15 45	296 K	15.16	2038 C	44	
400 VF 400 F	83-86	530SO	108	15 46	286 K	15	341 C	40,43,45,46	
400 VFR 400 RH/J Proarm NC24	87-88	525ZRE	106	15 45	294 K	14.15	2038 C	44	
400 VFR 400 R3 NC30	90-93	525ZRE	104	15 40	297 K	15	312 C	40	
400 XL 400 R	1982	520ZRE	104	15 45	281 K	14.15	245 C	39-41,43-45,47,48,51	
400 XL 400 R	96-99	520SO	108	15 45	4027 K	13-15	210 C 210 EC 210 PX	43,45,48-53 47-54 48-52 <i>Red, Black 48-53 Pro-Extreme Red</i>	
400 XR 400 R	01-04	520ZRE	108	15 45	4049 K	13-16	210 ESM 210 C 210 EC 210 PX	40-46 43,45,48-53 47-54 48-52 <i>Red, Black 48-53 Pro-Extreme Red</i>	
400 XR 400 R	05-08	520ZRE	108	15 43	4049 K	13-16	210 ESM 210 C 210 EC	40-46 43,45,48-53 47-54 <i>Red, Black 48-53</i>	

Make and Model	year	 chain	 OE number of teeth	 front sprocket		 rear sprocket			
				p/n	teeth	p/n	teeth		
				update 27 January 2017					
						210 PX	48-52	Pro-Extreme Red	
450 CB 450 S	86-88	525ZRE	108	16 36	291 K	15.16	332 C	36,37,44	
450 CB 450 DX	89-92	525ZRE	108	16 36	291 K	15.16	332 C	36,37,44	
450 CMX 450 C Rebel	1987	525ZRE	112	16 36	291 K	15.16	332 C	36,37,44	
450 CRF 450 R	02-03	520RX3	114	13 50	284 K 284 KC	12-15 13-15	210 EC 210 PX 210 ESM 210 C	47-54 48-52 40-46 43,45,48-53	Red, Black 48-53 Pro-Extreme Red
450 CRF 450 R	04-17	520RX3	114	13 48	284 K 284 KC	12-15 13-15	210 EC 210 PX 210 ESM 210 C	47-54 48-52 40-46 43,45,48-53	Red, Black 48-53 Pro-Extreme Red
450 CRF 450 X	04-17	520RX3	120	13 51	284 K 284 KC	12-15 13-15	210 EC 210 PX 210 ESM 210 C	47-54 48-52 40-46 43,45,48-53	Red, Black 48-53 Pro-Extreme Red
500 CB 500 K1-K2	75-77	530SO	100	17 34	288 K	17.18	282 C	34	
500 CB 500 Clubman	89-90	525ZRE	108	15 37	294 K	14.15	332 C	36,37,44	
500 CB 500 F, CB 500 X	13-16	520ZRE	112	15 41	4108 K	15.16	2148 C 2033 EMD	39,41,43 39,41,46	Hard Anodized
500 CB 500 R	94-99	525ZRE	108	15 40	297 K	15	344 C	38,40-46,48	
500 CB 500 R	13-15	520ZRE	112	15 41			2148 C	39,41,43	
500 CB 500 S	99-04	525SO	120	15 40	297 K	15	344 C	38,40-46,48	
500 CBF 500	2003	525ZRE 525SO	116 116	15 41	294 K	14.15	344 C	38,40-46,48	
500 CBF 500	04-	525ZRE	116	15 41	297 K	15	2033 THF 2033 C 2033 ED	41-45,47 41-44,45,46,47 43	Long Lasting Hard Anodized
500 CBR 500 R	13-16	520ZRE	112	15 41	4108 K	15.16	2148 C 2033EMD	39,41,43 39,41,46	Hard Anodized
500 CBX 500 F-F2	82-83	530SO	104	16 43	292 K	16	341 C	40,43,45,46	
500 CR 500 R	88-91	520RX3	116	14 51	284 K 284 KC	12-15 13-15	210 EC 210 PX 210 C	47-54 48-52 43,45,48-53	Red, Black 48-53 Pro-Extreme Red
500 CR 500 R	92-99	520RX3	114	14 49	284 K 284 KC	12-15 13-15	210 EC 210 PX 210 C	47-54 48-52 43,45,48-53	Red, Black 48-53 Pro-Extreme Red
500 GB 500 TT, K Clubman	89-90	525ZRE	108	15 37	294 K	14.15	332 C	36,37,44	
500 VF 500 F2	84-85	530SO	108	15 43	286 K	15	341 C	40,43,45,46	
500 VF 500 F2	86-87	530SO	108	15 40	286 K	15	341 C	40,43,45,46	
500 XBR 500 S	87-91	525SO	108	15 36	294 K	14.15	332 C	36,37,44	
Honda cont'd									
500 XL 500 S	79-81	520ZRE	96	14 39	281 K	14.15	245 C	39-41,43-45,47,48,51	
500 XL 500 R	83-87	520ZRE	102	15 41	281 K	14.15	245 C	39-41,43-45,47,48,51	
500 XR 500 R	83-85	520ZRE	104	14 48	281 K	14.15	245 C	39-41,43-45,47,48,51	
550 CB 550 K3-F1-F2	75-80	530SO	102	17 37	288 K	17.18	282 C	34	
550 CBX 550 FD/F2D	81-86	530SO	104	16 43	338 K	16.00	341 C	40,43,45,46	
550 CBX 550 FC/F2C	82-85	530SO	104	16 45	338 K	16.00	341 C	40,43,45,46	
600 CB 600 F Hornet - S	98-06	525ZRE 525SO	110 110	15 42	4034 K	14.15	2033 THF 2033 C	41-45,47 41-44,45,46,47	Long Lasting
600 CB 600 F Hornet - S #520	98-06	520ZRP	110	15 42	4034 KM	13-16	2033 EMD	39,41-46	Hard Anodized
600 CB 600 F Hornet ABS	07-15	525ZRE 525SO	118 118	16 43	4029 K	15.16	2033 THF 2033 C 2033 ED	41-45,47 41-44,45,46,47 43	Long Lasting Hard Anodized
600 CB 600 F Hornet - S #520	07-15	520ZRP	118	16 43	4029 KM	14-16	2033 EMD	39,41-46	Hard Anodized
600 CB 600 F (599)	04-06	525ZRE 525SO	110 110	15 42	4034 K	14.15	2033 C 2033 THF 2033 ED	41-44,45,46,47 41-45,47 43	Long Lasting Hard Anodized
600 CB 600 F (599) #520	04-06	520ZRP	110	15 42	4034 KM	13-16	2033 EMD	39,41-46	Hard Anodized
600 CBF 600 - N - S - ABS	04-07	525ZRE 525SO	116 116	15 43	4034 K	14.15	2033 C 2033 THF 2033 ED	41-44,45,46,47 41-45,47 43	Long Lasting Hard Anodized
600 CBF 600 - N - S - ABS #520	04-07	520ZRP	116	15 43	4034 KM	13-16	2033 EMD	39,41-46	Hard Anodized
600 CBF 600 - S - ABS - N	08-12	525ZRE 525SO	124 124	16 42	4029 K	15.16	2033 THF 2033 C 2033 ED	41-45,47 41-44,45,46,47 43	Long Lasting Hard Anodized
600 CBF 600 - S - ABS - N #520	08-12	520ZRP	124	16 42	4029 KM	14-16	2033 EMD	39,41-46	Hard Anodized
600 CBR 600 F	87-90	530SO	110	15 43	295 K	14.15	341 C	40,43,45,46	
600 CBR 600 F	91-96	530ZRT 530SO	108 108	15 43	295 K	14.15	302 THF 302 C 302 ED	39,41-44 39,41-44 41,42,43	Long Lasting Hard Anodized
600 CBR 600 F	97-98	525ZRE 525SO	108 108	15 43	4034 K	14.15	2033 C 2033 THF 2033 ED	41-44,45,46,47 41-45,47 43	Long Lasting Hard Anodized
600 CBR 600 F #520	97-98	520ZRP	108	15 43	4034 KM	13-16	2033 EMD	39,41-46	Hard Anodized
600 CBR 600 F	99-00	525ZRE 525SO	110 110	16 44	4029 K	15.16	2033 THF 2033 C 2033 ED	41-45,47 41-44,45,46,47 43	Long Lasting Hard Anodized
600 CBR 600 F #520	99-00	520ZRP	110	16 44	4029 KM	14-16	2033 EMD	39,41-46	Hard Anodized
600 CBR 600 F Sport	01-06	525ZRE 525SO	108 108	16 45	4029 K	15.16	2071 C 2071 THF 2071 ED	40-46 40-46 45-47	Long Lasting Hard Anodized
600 CBR 600 F #520	01-06	520ZRP	108	16 45	4029 KM	14-16	2060 EMD	38-48	Hard Anodized
600 CBR 600 F	11-15	525ZRP 525ZRE	118 118	16 43 16 43	4029 K 4029 K	15.16 15.16	2033 THF 2033 C 2033 ED	2033THF 2033C 2033ED	Long Lasting
600 CBR 600 F #520	11-15	520ZRP	110	16 43	4029 KM	14-16	2033 EMD	39,41-46	Hard Anodized
600 CBR 600 RR	03-06	525ZRP 525SO 525ZRE	112 112 112	16 42 16 42 16 42	4029 K 4029 K 4029 K	15.16 15.16	2071 THF 2071 C 2071 ED	40-46 40-46 45-47	Long Lasting Hard Anodized
600 CBR 600 RR #520	03-06	520ZRP	112	16 42	4029 KM	14-16	2060 EMD	38-48	Hard Anodized

Make and Model	year	 chain	OE number of teeth	 front sprocket		 rear sprocket		
				p/n	teeth	p/n	teeth	
				<i>update 27 January 2017</i>				
600 CBR 600 RR	07-16	525ZRP 112	16 41	4029 K	15.16	2071 THF 2071 C 2071 ED	40-46 40-46 45-47	Long Lasting
600 CBR 600 RR #520	07-16	520ZRP 112	16 41	4029 KM	14-16	2060 EMD	38-48	Hard Anodized
600 VT 600 C	1988	525SO 120	16 44	293 K	15.16	332 C	36,37,44	
600 VT 600 C Shadow	89-07	525ZRE 120 525SO 120	16 44	296 K	15.16	332 C	36,37,44	
600 XL 600 R PD	83-87	520ZRE 106	15 41	281 K	14.15	245 C	39-41,43-45,47,48,51	
600 XL 600 LM-F/RM-G PD	85-88	520ZRE 104	15 40	281 K	14.15	245 C	39-41,43-45,47,48,51	
600 XL 600 V	89-95	525ZRE 124	15 49	296 K	15.16	300 C	39,42,43,46-49	
600 XL 600 V Transalp	87-88	525SO 118	15 47	293 K	15.16	300 C	39,42,43,46-49	
600 XL 600 V Transalp	89-00	525ZRE 118 525SO 118	15 47	296 K	15.16	300 C	39,42,43,46-49	
600 XR 600 R	85-87	520SO 110	14 48	281 K	14.15	245 C	39-41,43-45,47,48,51	
600 XR 600 R	88-90	520SO 110	14 50	281 K	14.15			
600 XR 600 R	91-00	520ZRE 110	14 48	309 K	13-15	301 C 301 E	39,40,46,48 49	
650 CB 650	79-81	530SO 102	16 40	338 K	16.00	284 C	39,40,48	
650 CB 650 F	14-16	525ZRE 118	15 42	4029 K	15.16	2033 THF 2033 C 2033 ED	2033THF 41-44,45,46,47 43	Long Lasting
650 CB 650 F #520	14-15	520ZRP 118	15 42	4029 KM	14-16	2033 EMD	39,41-46	Hard Anodized
650 CB 650 S/C Nighthawk	82-84	530SO 106	16 39	338 K	16.00	284 C	39,40,48	
650 CBR 650 F	14-16	525ZRE 118	15 42	4029 K	15.16	2033 THF 2033 C 2033 ED	2033THF 41-44,45,46,47 43	Long Lasting
650 CBR 650 F #520	14-16	520ZRP 118	15 42	4029 KM	14-16	2033 EMD	39,41-46	Hard Anodized
650 FMX	05-08	520ZRE 110	14 42	308 K	14,15,16	305 C	42-48,50	
650 FX 650 Vigor	1999	520ZRE 120	14 43	308 K	14,15,16	305 C	42-48,50	
650 NT 650 K Hawk GT USA	88-91	525ZRE 112	16 44	296 K	15.16	2038 C	44	
650 NTV 650 K2 Bros	88-91	525ZRE 112	16 44	296 K	15.16	2038 C	44	
650 NX 650 Dominator	1988	520SO 108	15 45	306 K	15	305 C	42-48,50	
650 NX 650 Dominator	89-90	520SO 108	15 45	308 K	14,15,16	305 C	42-48,50	
650 NX 650 Dominator	91-94	520ZRE 110	15 47	308 K	14,15,16	305 C	42-48,50	
650 NX 650 Dominator	95-99	520ZRE 110	15 48	308 K	14,15,16	305 C	42-48,50	
650 NX 650 Dominator	95-01	520ZRE 108	15 46	308 K	14,15,16	305 C	42-48,50	
650 SLR 650	97-98	520ZRE 110	14 43	308 K	14,15,16	305 C	42-48,50	
650 XL 650 V Transalp	00-07	525ZRE 118	15 48	296 K	15.16	300 C	39,42,43,46-49	
650 XR 650 L	93-10	520ZRE 110	15 48	308 K	14,15,16	301 C 301 E	39,40,46,48 49	
650 XR 650 L	11-17	520ZRE 110	15 45	308 K	14,15,16	301 C 301 E	39,40,46,48 49	
650 XR 650 R	00-07	520ZRE 110	14 48	4043 K	13-16	210 C 210 ESM 210 EC 210 PX	43,45,48-53 40-46 47-54 48-52	<i>Red, Black 48-53 Pro-Extreme Red</i>

Honda cont'd

650 XRV 650 Africa Twin	88-89	525SO 124	16 49	296 K	15.16	300 C	39,42,43,46-49	
700 CTX 700 N, CTX 700 NA	14-16	520ZRE 112	16 39	4109 K	16.17	2148 C 2033 EMD	39,41,43 39,41-46	Hard Anodized
700 CTX 700 ND	14-16	520ZRE 112	16 39	4109 K	16.17	2148 C 2033 EMD	39,41,43 39,41-46	Hard Anodized
700 INTEGRA	12-13	520ZRE 112	16 39	4109 K	16.17	2148 C 2033 EMD	39,41,43 39,41-46	Hard Anodized
700 NC 700 S, NC 700 SA & DCT	12-14	520ZRE 114	16 43	4109 K	16.17	2148 C 2033 EMD	39,41,43 39,41-46	Hard Anodized
700 NC 700 SD & DCT	12-15	520ZRE 112	16 39	4109 K	16.17	2148 C 2033 EMD	39,41,43 39,41-46	Hard Anodized
700 NC 700 X & DCT	13-15	520ZRE 114	16 43	4109 K	16.17	2148 C 2033 EMD	39,41,43 39,41-46	Hard Anodized
700 NC 700 XD & DCT	12-14	520ZRE 112	16 39	4109 K	16.17	2148 C 2033 EMD	39,41,43 39,41-46	Hard Anodized
700 XL 700 V Transalp	08-12	525ZRE 118	15 47	296 K	15.16	300 C	39,42,43,46-49	
750 CB 750 F, F2, SC	79-84	530SO 108	18 46	339 K	16-18	334 THF 334 C	39-46,48 39-46,48	Long Lasting
750 CB 750 Nighthawk	92-93	525SO 112	15 38	4000 K	15	344 C	38,40-46,48	
750 CB 750 F2 RC42, Seventifity	92-98	525SO 112	15 40	4000 K	15	344 C	38,40-46,48	
750 CBX 750 F	84-86	530SO 114	16 45	339 K	16-18	334 THF 334 C	39-46,48 39-46,48	Long Lasting
750 INTEGRA 750 DCT, INTEGRA 750 S DCT	14-16	520ZRE 112	17 39	4109 K	16.17	2148 C 2033 EMD	39,41,43 39,41-46	Hard Anodized
750 NC 750 S, NC 750 SA & DCT	14-16	520ZRE 114	17 43	4109 K	16.17	2148 C 2033 EMD	39,41,43 39,41-46	Hard Anodized
750 NC 750 SD & DCT	14-16	520ZRE 112	17 39	4109 K	16.17	2148 C 2033 EMD	39,41,43 39,41-46	Hard Anodized
750 NC 750 X	14-16	520ZRE 114	17 43	4109 K	16.17	2148 C 2033 EMD	39,41,43 39,41-46	Hard Anodized
750 VF 750 F RC15	83-85	530SO 110	17 44	339 K	16-18	334 C 334 THF	39-46,48 39-46,48	Long Lasting
750 VF 750 C RC 43	93-95	530ZRT 118	16 40	333 K	15-17	334 THF 334 C	39-46,48 39-46,48	Long Lasting
750 VF 750 C	96-99	530SO 120	16 39	333 K	15-17	334 THF 334 C	39-46,48 39-46,48	Long Lasting
750 VFR 750 F	86-87	530SO 110	16 45	339 K	16-18	334 THF 334 C	39-46,48 39-46,48	Long Lasting
750 VFR 750 F	88-89	530SO 110	16 45	333 K	15-17	334 THF 334 C	39-46,48 39-46,48	Long Lasting
750 VFR 750 F	90-98	530ZRT 112	16 43	333 K	15-17	343 C	43	
750 VFR 750 R RC30	88-92	525ZRE 106	16 40	313 K	16.00	312 C	40	
750 VT 750 C Shadow	98-01	525ZRE 122	17 41	314 K	15,16,17	2033 C 2033 THF 2033 ED	41-44,45,46,47 41-45,47 43	Long Lasting Hard Anodized

Make and Model	year	 chain	OE number of teeth	 front sprocket		 rear sprocket		
				p/n	teeth	p/n	teeth	
				update 27 January 2017				
750 VT 750 Shadow	02-09	525ZRE 122	17 42	314 K	15,16,17	2033 C 2033 THF 2033 ED	41-44,45,46,47 41-45,47 43 Long Lasting Hard Anodized	
750 VT 750 RS Shadow	10-13	525ZRE 112	17 38	314 K	15,16,17	2033 C 2033 THF 2033 ED	41-44,45,46,47 41-45,47 43 Long Lasting Hard Anodized	
750 XR V 750 Africa Twin	90-92	525ZRE 124	16 46	314 K	15,16,17	344 C	38,40-46,48	
750 XR V 750 Africa Twin	93-01	525ZRE 124	16 45	314 K	15,16,17	344 C	38,40-46,48	
750 XR V 750 Austria	93-95	525ZRE 122	16 43	314 K	15,16,17	344 C	38,40-46,48	
800 VFR 800F	98-01	530ZRT 108	17 43	339 K	16-18	343 C 343 THF	43 43 Long Lasting	
800 VFR 800F Interceptor	02-16	530ZRP 530ZRT 110	16 43	339 K	16-18	2089 THF 2089 C	43 43 Long Lasting	
800 VFR 800X Crossrunner	11-15	530ZRP 530ZRT 116	16 43	339 K	16-18	2089 THF 2089 C	43 43 Long Lasting	
900 CB 900F-F2	79-83	530ZRP 106	17 44	339 K	16-18	334 THF 334 C	39-46,48 39-46,48 Long Lasting	
900 CB 900F Hornet	02-06	530ZRP 530ZRT 114	16 43	333 K	15-17	302 THF 302 C 302 ED	39,41-44 39,41-44 41,42,43 Long Lasting	
900 CB 900F Hornet #520	02-06	520ZRP 114	16 43	333 KM	14-16	2033 EMD	39,41-46 Hard Anodized	
900 CBR 900 RR SC28	92-95	530SO 108	16 42	333 K	15-17	302 THF 302 C 302 ED	39,41-44 39,41-44 41,42,43 Long Lasting Hard Anodized	
900 CBR 900R SC28 #520	92-95	520ZRP 108	16 42	333 KM	14-16	2033 EMD	39,41-46 Hard Anodized	
900 CBR 900R	96-99	525ZRP 525ZRE 108	16 42	4029 K	15-16	2033 THF 2033 C 2033 ED	41-45,47 41-44,45,46,47 43 Long Lasting Hard Anodized	
900 CBR 900R #520	96-99	520ZRP 108	16 42	4029 KM	14-16	2033 EMD	39,41-46 Hard Anodized	
900 CBR 900 RR Fireblade	00-04	530ZRP 530ZRT 108	16 42	333 K	15-17	2060 THF 2060 C 2060 ED	40-44 40-44 40-43 Hard Anodized Hard Anodized	
900 CBR 900R Fireblade #520	00-04	520ZRP 108	16 42	333 KM	14-16	2060 EMD	38-48 Hard Anodized	
929 CBR 929R	00-01	530ZRP 108	16 43	333 K	15-17	2060 THF 2060 C 2060 ED	40-44 40-44 40-43 Long Lasting Hard Anodized Hard Anodized	
900 CBR 929R #520	00-01	520ZRP 108	16 43	333 KM	14-16	2060 EMD	38-48 Hard Anodized	
954 CBR 954RR	02-03	530ZRP 108	16 43	333 K	15-17	2060 THF 2060 C 2060 ED	40-44 40-44 40-43 Long Lasting Hard Anodized Hard Anodized	
900 CBR 954R #520	02-03	520ZRP 108	16 43	333 KM	14-16	2060 EMD	38-48 Hard Anodized	
1000 CB 1000 F SC30	93-99	530ZRT 116	17 42	339 K	16-18	334 THF 334 C	39-46,48 39-46,48 Long Lasting	
1000 CB 1000 R, RA	08-16	530ZRP 116	16 44	333 K	15-17	2089 THF 2089 C	43 43 Long Lasting	
1000 CBF 1000 F A	06-10	530ZRP 120	16 43	333 K	15-17	302 THF 302 ED	39,41-44 41,42,43 Long Lasting Hard Anodized	
1000 CBF 1000 F A #520	06-10	520ZRP 120	16 43	333 KM	14-16	2033 EMD	39,41-46 Hard Anodized	
Honda cont'd								
1000 CBF 1000 F B/C	11-15	530ZRP 114	16 41	333 K	15-17	302 THF 302 ED	39,41-44 41,42,43 Long Lasting Hard Anodized	
1000 CBF 1000 F B/C #520	11-15	520ZRP 114	16 41	333 KM	14-16	2033 EMD	39,41-46 Hard Anodized	
1000 CBR 1000 F SC21	87-88	530SO 114	17 43	339 K	16-18	334 C 334 THF	39-46,48 39-46,48 Long Lasting	
1000 CBR 1000 F SC24/26	89-95	530ZRT 118	17 42	339 K	16-18	334 THF 334 C	39-46,48 39-46,48 Long Lasting	
1000 CBR 1000 F	96-99	530ZRT 114	17 41	339 K	16-18	334 THF 334 C	39-46,48 39-46,48 Long Lasting	
1000 CBR 1000 R	10-16	530ZRP 116	16 42	333 K	15-17	2060 THF 2060 C 2060 ED	40-44 40-44 40-43 Long Lasting Hard Anodized	
1000 CBR 1000 R #520	10-16	520ZRP 116	16 42	333 KM	14-16	2060 EMD	38-48 Hard Anodized	
1000 CBR 1000 RR Fireblade	04-05	530ZRP 114	16 40	333 K	15-17	2060 THF 2060 C 2060 ED	40-44 40-44 40-43 Long Lasting Hard Anodized Hard Anodized	
1000 CBR 1000 RR Fireblade #520	04-05	520ZRP 114	16 40	333 KM	14-16	2060 EMD	38-48 Hard Anodized	
1000 CBR 1000 RR Fireblade	06-07	530ZRP 114	16 42	333 K	15-17	2060 THF 2060 C 2060 ED	40-44 40-44 40-43 Long Lasting Hard Anodized Hard Anodized	
1000 CBR 1000 RR Fireblade #520	06-07	520ZRP 114	16 42	333 KM	14-16	2060 EMD	38-48 Hard Anodized	
1000 CBR 1000 RR Fireblade, CBR 1000 RA SP	08-16	530ZRP 116	16 42	333 K	15-17	2060 THF 2060 C 2060 ED	40-44 40-44 40-43 Long Lasting Hard Anodized Hard Anodized	
1000 CBR 1000 RR, CBR 1000 RA SP #520	08-16	520ZRP 116	16 42	333 KM	14-16	2060 EMD	38-48 Hard Anodized	
1000 CBX 1000 SC03	79-80	630SO 88	15 35	335 K	15	336 C	35	
1000 CRF 1000 F	15 16	525 GXW 124	16 42	4029 K	15,16	344 C	38,40-46,48	
1000 RC-51	00-01	530ZRP 104	16 40	333 K	15-17	2060 THF 2060 C 2060 ED	40-44 40-44 40-43 Long Lasting Hard Anodized Hard Anodized	
1000 RC-51 #520	00-01	520ZRP 104	16 40	333 KM	14-16	2060 EMD	38-48 Hard Anodized	
1000 RC-51	02-05	530ZRP 106	16 40	333 K	15-17	2060 THF 2060 C 2060 ED	40-44 40-44 40-43 Long Lasting Hard Anodized Hard Anodized	
1000 RC-51 #520	02-05	520ZRP 106	16 40	333 KM	14-16	2060 EMD	38-48 Hard Anodized	
1000 VF 1000 F-FII SC15	84-87	530HFO 114	17 43	339 K	16-18	334 THF 334 C	39-46,48 39-46,48 Long Lasting	
1000 VF 1000 R SC16	84-86	530HFO 110	17 43	339 K	16-18	334 THF 334 C	39-46,48 39-46,48 Long Lasting	
1000 VTR 1000 F Firestorm	97-06	530ZRP 102	16 41	333 K	15-17	302 THF 302 ED	39,41-44 41,42,43 Long Lasting Hard Anodized	
1000 VTR 1000 F Firestorm #520	97-06	520ZRP 102	16 41	333 KM	14-16	2033 EMD	39,41-46 Hard Anodized	

Make and Model	year	chain	OE number of teeth	front sprocket		rear sprocket	
				p/n	teeth	p/n	teeth
1000 VTR 1000 SP-01	00-01	530ZRP 104	16 40	333 K	15-17	2060 THF 40-44 2060 ED 40-43	Long Lasting Hard Anodized
1000 VTR 1000 SP-01 #520	00-01	520ZRP 104	16 40	333 KM	14-16	2060 EMD 38-48	Hard Anodized
1000 VTR 1000 SP-02	00-03	530ZRP 106	16 40	333 K	15-17	2060 THF 40-44 2060 C 40-44 2060 ED 40-43	Long Lasting Hard Anodized
1000 VTR 1000 SP-02 #520	00-93	520ZRP 106	16 40	333 KM	14-16	2060 EMD 38-48	Hard Anodized
1000 XL 1000 Varadero - ABS	99-12	525ZRP 112	16 47	4029 K	15.16	2033 THF 41-45,47 2033 C 41-44,45,46,47 2033 ED 43	Long Lasting Hard Anodized
1000 XL 1000 Varadero - ABS #520	99-12	520ZRP 112	16 47	4029 KM	14-16	2033 EMD 39,41-46	Hard Anodized
1100 CB 1100 R SC11	82-84	530HFO 104	17 41	339 K	16-18	334 THF 39-46,48 334 C 39-46,48	Long Lasting
1100 CB 1100 F	13-15	530ZRP	18 39	339 K	16-18	302 THF 39,41-44 302 ED 41,42,43	Long Lasting Hard Anodized
1100 CBR 1100 XX	97-07	530ZRP 110	17 44	339 K	16-18	302 THF 39,41-44 302 ED 41,42,43	Long Lasting Hard Anodized
1100 X-ELEVEN	01-02	530ZRP 112	17 43	339 K	16-18	302 THF 39,41-44 302 ED 41,42,43	Long Lasting Hard Anodized
1300 CB 1300 F SC38	03-10	530ZRP 114	18 41	339 K	16-18	302 THF 39,41-44 302 ED 41,42,43	Long Lasting Hard Anodized
1300 CB 1300F, CB 1300S	10-13	530ZRP 114	18 39	339 K	16-18	302 THF 39,41-44 302 ED 41,42,43	Long Lasting Hard Anodized
3mm spacer - Flangia corona da 3mm.						210SPE	

update 27 January 2017

Honda ATV




250 TRX 250R	86-10	GB520EXW 86	13 39	4077 K	12-14	2113C 38	
300 TRX 300EX	99-10	GB520EXW 86	13 38	4077 K	12-14	2113C 38	
400 TRX 400EX	99-04	GB520EXW 92	15 38	4079 K	15.16	2113C 38	
400 TRX 400EX	05-10	GB520EXW 94	14 39	308 K	14,15,16	2113C 38	
450 TRX 450R	04-05	GB520EXW 94	15 38	284 K	12-15	2113C 38	
450 TRX 450R	06-10	GB520EXW 96	13 38	284 K	12-15	2113C 38	
700 TRX 700XX	08-10	GB520EXW 96	13 38	284 K	12-15	2113C 38	

Husaberg

125 TE 125	12-13	520RX3 118	13 50	1248 K 1248 KC	11-15 12-14	897 EC 46-53 897 PX 48-52 897 ESM 36-45 897 C 38,40,42,48,50,52	<i>Black, Blue 48-52</i> <i>Pro-Extreme Gold, Orange, Blue</i>
250 FE 250	13-14	520ZRE 118	14 50	1248 K 1248 KC	11-15 12-14	897 EC 46-53 897 PX 48-52 897 ESM 36-45 897 C 38,40,42,48,50,52	<i>Black, Blue 48-52</i> <i>Pro-Extreme Gold, Orange, Blue</i>
250 TE 250	05-12	520ZRE 118	13 50	1248 K 1248 KC	11-15 12-14	897 EC 46-53 897 PX 48-52 897 ESM 36-45 897 C 46-53	<i>Black, Blue 48-52</i> <i>Pro-Extreme Gold, Orange, Blue</i>
300 TE 300	09-12	520ZRE 116	13 50	1248 K 1248 KC	11-15 12-14	897 EC 46-53 897 PX 48-52 897 C 38,40,42,48,50,52	<i>Black, Blue 48-52</i> <i>Pro-Extreme Gold, Orange, Blue</i>
350 FE 350	2013	520ZRE 118	13 52	1248 K 1248 KC	11-15 12-14	897 EC 46-53 897 PX 48-52 897 ESM 36-45 897 C 38,40,42,48,50,52	<i>Black, Blue 48-52</i> <i>Pro-Extreme Gold, Orange, Blue</i>

Husaberg cont'd

390 FE 390	09-12	520ZRE 120	14 48	1248 K 1248 KC	11-15 12-14	897 EC 46-53 897 PX 48-52 897 ESM 36-45 897 C 38,40,42,48,50,52	<i>Black, Blue 48-52</i> <i>Pro-Extreme Gold, Orange, Blue</i>
400 FE 400	96-01	520ZRE 118	14 48	823 K	11,13,14	897 EC 46-53 897 PX 48-52 897 ESM 36-45 897 C 38,40,42,48,50,52	<i>Black, Blue 48-52</i> <i>Pro-Extreme Gold, Orange, Blue</i>
400 MC 400	97-98	520ZRE 118	13 48	823 K	11,13,14	2073 E 48,50,52	
400 TE 400	1999	520ZRE 118	14 48	823 K	11,13,14	2073 E 48,50,52	
400 TE 400	2001	520ZRE 118	14 48	823 K	11,13,14	897 EC 46-53 897 PX 48-52 897 ESM 36-45 897 C 38,40,42,48,50,52	<i>Black, Blue 48-52</i> <i>Pro-Extreme Gold, Orange, Blue</i>
450 FC 450, FE 450, FS 450	04-08	520ZRE 120	14 48	823 K	11,13,14	897 EC 46-53 897 PX 48-52 897 ESM 36-45 897 C 38,40,42,48,50,52	<i>Black, Blue 48-52</i> <i>Pro-Extreme Gold, Orange, Blue</i>
450 FE 450, FX 450	09-12	520ZRE 120	13 52	1248 K 1248 KC	11-15 12-14	897 EC 46-53 897 PX 48-52 897 ESM 36-45 897 C 38,40,42,48,50,52	<i>Black, Blue 48-52</i> <i>Pro-Extreme Gold, Orange, Blue</i>
450 FS 450 E	04-08	520ZRE 120	15 42	823 K	11,13,14	897 ESM 36-45 897 C 38,40,42,48,50,52	
501 FE 501	2001	520ZRE 118	14 48	823 K	11,13,14	897 EC 46-53 897 PX 48-52 897 ESM 36-45 897 C 38,40,42,48,50,52	<i>Black, Blue 48-52</i> <i>Pro-Extreme Gold, Orange, Blue</i>
501 TE 501	97-98	520ZRE 118	14 48	823 K	11,13,14	897 EC 46-53 897 PX 48-52 897 ESM 36-45 897 C 38,40,42,48,50,52	<i>Black, Blue 48-52</i> <i>Pro-Extreme Gold, Orange, Blue</i>
501 TE 501	2000	520ZRE 118	14 48	823 K	11,13,14	2073 E 48,50,52	
501 TE 501	2001	520ZRE 118	14 48	823 K	11,13,14	897 EC 46-53 897 PX 48-52 897 ESM 36-45 897 C 38,40,42,48,50,52	<i>Black, Blue 48-52</i> <i>Pro-Extreme Gold, Orange, Blue</i>
550 FC 55, FE 550	04-08	520ZRE 120	15 48	823 K	11,13,14	897 EC 46-53 897 PX 48-52	<i>Black, Blue 48-52</i> <i>Pro-Extreme Gold, Orange, Blue</i>

Make and Model	year	 chain	OE number of teeth	 front sprocket		 rear sprocket	
				p/n	teeth	p/n	teeth

update 27 January 2017




						897 ESM	36-45	
						897 C	38,40,42,48,50,52	
570	FE 570 E	09-12	520ZRE 120	13 52	1248 K	11-15	46-53	Black, Blue 48-52
					1248 KC	12-14	48-52	Pro-Extreme Gold, Orange, Blue
							897 PX	
							897 ESM	
							897 C	
							38,40,42,48,50,52	
570	FS 570 Supermoto	10-12	520ZRE 118	14 38	1248 K	11-15	36-45	Black, Blue 48-52
					1248 KC	12-14	46-53	
							897 EC	
							897 C	
							38,40,42,48,50,52	
600	FE 600	00-01	520ZRE 118	14 48	823 K	11,13,14	46-53	Black, Blue 48-52
							48-52	Pro-Extreme Gold, Orange, Blue
							897 PX	
							897 ESM	
							897 C	
							38,40,42,48,50,52	Black, Blue 48-52
600	MC 600	94-98	520ZRE 118	13 48	823 K	11,13,14	2073 E	48,50,52
650	FE 750, FS 650	04-08	520ZRE 120	15 45	823 K	11,13,14	897 ESM	36-45
							897 EC	46-53




Husqvarna

65	SX 65	2017	420RX3	112	14 48	4058 K	13,14,15	2088 E	46,48,50-54
85	TC 85 17"/14"	15-17	428RX3	122	14 46	4070 K	11-14	2095 E	46,48-54
85	TC 85 19"/16"	15-17	428RX3	124	14 49	4070 K	11-14	2095 E	46,48-54
125	CR 125	90-94	520RX3	112	12 50	718 K	13.00	1509 EC	47-53
								1509 PX	48-52
									Red, Black 48-52
									Pro-Extreme Red, Blue
125	CR 125	95-97	520RX3	114	13 50	4018 K	13.14	1509 EC	47-53
								1509 PX	48-52
								1509 C	50
									Red, Black 48-52
									Pro-Extreme Red, Blue
125	CR 125	98-99	520RX3	112	13 50	4008 K	10,12,13	1509 EC	47-53
								1509 PX	48-52
								1509 C	50
									Red, Black 48-52
									Pro-Extreme Red, Blue
125	CR 125	2000	520RX3	114	13 48	4008 K	10,12,13	1509 EC	47-53
								1509 PX	48-52
								1509 ESM	38-46
								1509 C	50
									Red, Black 48-52
									Pro-Extreme Red, Blue
125	CR 125	01-11	520RX3	118	13 50	4008 K	10,12,13	1509 EC	47-53
								1509 PX	48-52
								1509 ESM	38-46
								1509 C	50
									Red, Black 48-52
									Pro-Extreme Red, Blue
125	SM-S 125	01-	520RX3	116	14 49	4018 K	13.14	1509 EC	47-53
								1509 PX	48-52
								1509 ESM	38-46
								1509 C	50
									Red, Black 48-52
									Pro-Extreme Red, Blue
125	TC 125	14-17	520RX3	118	13 50	1248 K	11-15	897 EC	46-53
						1248 KC	12-14	897 PX	48-52
								897 ESM	36-45
								897 C	38,40,42,48,50,52
									Black, Blue 48-52
									Pro-Extreme Gold, Orange, Blue
125	TE 125	14-16	520ZRE	118	14 50	1248 K	11-15	897 EC	46-53
						1248 KC	12-14	897 PX	48-52
								897 ESM	36-45
								897 C	38,40,42,48,50,52
									Black, Blue 48-52
									Pro-Extreme Gold, Orange, Blue
125	TX 125	2017	520RX3	118	13 50	1248 K	11-15	897 EC	46-53
						1248 KC	12-14	897 PX	48-52
								897 ESM	36-45
								897 C	38,40,42,48,50,52
									Black, Blue 48-52
									Pro-Extreme Gold, Orange, Blue
125	WR 125 K	86-89	520RX3	116	13 52	823 K	11,13,14	1510 E	50-52
125	WR 125	1990	520RX3	116	12 52	718 K	13.00	1509 EC	47-53
								1509 PX	48-52
								1509 C	50
									Red, Black 48-52
									Pro-Extreme Red, Blue

Husqvarna cont'd

125	WR 125	91-95	520RX3	116	13 52	718 K	13.00	1509 EC	47-53
								1509 PX	48-52
								1509 C	50
									Red, Black 48-52
									Pro-Extreme Red, Blue
125	WR 125	96-97	520RX3	114	13 52	4018 K	13.14	1509 EC	47-53
								1509 PX	48-52
								1509 C	50
									Red, Black 48-52
									Pro-Extreme Red, Blue
125	WR 125	98-10	520RX3	114	13 50	4008 K	10,12,13	1509 EC	47-53
								1509 PX	48-52
									Red, Black 48-52
									Pro-Extreme Red, Blue
125	WRE 125 SMS	98-99	520RX3	116	14 50	4018 K	13.14	1509 EC	47-53
								1509 PX	48-52
								1509 C	50
									Red, Black 48-52
									Pro-Extreme Red, Blue
125	WRE 125 SMS	01-06	520RX3	114	13 50	4018 K	13.14	1509 EC	47-53
								1509 PX	48-52
								1509 ESM	38-46
								1509 C	50
									Red, Black 48-52
									Pro-Extreme Red, Blue
125	WRE 125	08-11	520RX3	112	13 48	4018 K	13.14	1509 EC	47-53
								1509 PX	48-52
								1509 ESM	38-46
								1509 C	50
									Red, Black 48-52
									Pro-Extreme Red, Blue
250	CR 250	90-91	520RX3	112	13 50	507 K	14.15	1509 EC	47-53
								1509 PX	48-52
								1509 C	50
									Red, Black 48-52
									Pro-Extreme Red, Blue
250	CR 250	2000	520RX3	112	13 48	824 K	12-17	1509 EC	47-53
								1509 PX	48-52
								1509 ESM	38-46
								1509 C	50
									Red, Black 48-52
									Pro-Extreme Red, Blue
250	CR250	01-	520RX3	114	13 48	824 K	12-17	1509 EC	47-53
								1509 PX	48-52
								1509 ESM	38-46
								1509 C	50
									Red, Black 48-52
									Pro-Extreme Red, Blue
250	FC 250	14-16	520RX3	118	13 50	1248 K	11-15	897 EC	46-53
						1248 KC	12-14	897 PX	48-52
								897 ESM	36-45
								897 C	38,40,42,48,50,52
									Black, Blue 48-52
250	FC 250	2017	520RX3	118	14 52	1248 K	11-15	897 EC	46-53
									Black, Blue 48-52

Make and Model	year	 chain	OE number of teeth	 front sprocket		 rear sprocket			
				p/n	teeth	p/n	teeth		
				update 27 January 2017					
				1248 KC	12-14	897 PX 897 ESM 897 C	48-52 36-45 38,40,42,48,50,52	Pro-Extreme Gold, Orange, Blue	
250 FE 250	14-17	520MXU 118	14 52	1248 K 1248 KC	11-15 12-14	897 EC 897 PX 897 ESM 897 C	46-53 48-52 36-45 38,40,42,48,50,52	Black, Blue 48-52 Pro-Extreme Gold, Orange, Blue	
250 TC 250	04-05	520RX3 120	14 50	824 K	12-17	1509 EC 1509 PX 1509 ESM 1509 C	47-53 48-52 38-46 50	Red, Black 48-52 Pro-Extreme Red, Blue	
250 TC 250	06-09	520RX3 114	12 50	824 K	12-17	1509 EC 1509 PX 1509 ESM 1509 C	47-53 48-52 38-46 50	Red, Black 48-52 Pro-Extreme Red, Blue	
250 TC 250	10-11	520RX3 114	13 50	4097 K 4097 KC	12-14 14.00	1509 EC 1509 PX 1509 ESM 1509 C	47-53 48-52 38-46 50	Red, Black 48-52 Pro-Extreme Red, Blue	
250 TC 250	12-13	520RX3 116	13 53	4097 K 4097 KC	12-14 14.00	1509 EC 1509 PX 1509 ESM 1509 C	47-53 48-52 38-46 50	Red, Black 48-52 Pro-Extreme Red, Blue	
250 TC 250	14-16	520RX3	13 48	1248 K 1248 KC	11-15 12-14	897 EC 897 PX 897 ESM 897 C	46-53 48-52 36-45 38,40,42,48,50,52	Black, Blue 48-52 Pro-Extreme Gold, Orange, Blue	
250 TC 250	2017	520RX3 118	14 52	1248 K 1248 KC	11-15 12-14	897 EC 897 PX 897 ESM 897 C	46-53 48-52 36-45 38,40,42,48,50,52	Black, Blue 48-52 Pro-Extreme Gold, Orange, Blue	
250 TE 250	04-05	520RX3 120	14 50	824 K	12-17	1509 EC 1509 PX 1509 ESM 1509 C	47-53 48-52 38-46 50	Red, Black 48-52 Pro-Extreme Red, Blue	
250 TE 250	06-10	520RX3 114	13 50	824 K	12-17	1509 EC 1509 PX 1509 ESM 1509 C	47-53 48-52 38-46 50	Red, Black 48-52 Pro-Extreme Red, Blue	
250 TE 250, R	11-13	520RX3 114	13 50	4097 K 4097 KC	12-14 14.00	1509 EC 1509 PX 1509 ESM 1509 C	47-53 48-52 38-46 50	Red, Black 48-52 Pro-Extreme Red, Blue	
250 TE 250	14-17	520MXU 118	14 50	1248 K 1248 KC	11-15 12-14	897 EC 897 PX 897 ESM 897 C	46-53 48-52 36-45 38,40,42,48,50,52	Black, Blue 48-52 Pro-Extreme Gold, Orange, Blue	
250 TXC 250	08-11	520RX3 114	13 50	4097 K 4097 KC	12-14 14.00	1509 EC 1509 PX 1509 ESM 1509 C	47-53 48-52 38-46 50	Red, Black 48-52 Pro-Extreme Red, Blue	
250 WR 250	81-88	520RX3 120	14 53	823 K	11,13,14	223 C	48,52,53		
250 WR 250	1989	520RX3 120	14 50	823 K	11,13,14	1510 E	50-52		
250 WR 250	1990	520RX3 112	14 46	824 K	12-17	1509 ESM 1509 EC 1509 PX 1509 C	38-46 47-53 48-52 50	Red, Black 48-52 Pro-Extreme Red, Blue	
250 WR 250	1991	520RX3 112	15 46	507 K	14,15	1509 ESM 1509 EC 1509 PX 1509 C	38-46 47-53 48-52 50	Red, Black 48-52 Pro-Extreme Red, Blue	
Husqvarna cont'd									
250 WR 250	92-99	520RX3 112	14 48	507 K	14,15	1509 EC 1509 PX 1509 C	47-53 48-52 50	Red, Black 48-52 Pro-Extreme Red, Blue	
250 WR 250	00-05	520RX3 112	14 48	824 K	12-17	1509 EC 1509 PX 1509 ESM 1509 C	47-53 48-52 38-46 50	Red, Black 48-52 Pro-Extreme Red, Blue	
250 WR 250	2006	520RX3 114	13 48	824 K	12-17	1509 EC 1509 PX 1509 ESM 1509 C	47-53 48-52 38-46 50	Red, Black 48-52 Pro-Extreme Red, Blue	
250 WR 250	07-11	520RX3 112	13 48	824 K	12-17	1509 EC 1509 PX 1509 ESM 1509 C	47-53 48-52 38-46 50	Red, Black 48-52 Pro-Extreme Red, Blue	
300 TE 300	14-16	520MXU 118	14 50	1248 K 1248 KC	11-15 12-14	897 EC 897 PX 897 ESM 897 C	46-53 48-52 36-45 38,40,42,48,50,52	Black, Blue 48-52 Pro-Extreme Gold, Orange, Blue	
300 TX 300	2017	520MXU 116	13 50	1248 K 1248 KC	11-15 12-14	897 EC 897 PX 897 ESM 897 C	46-53 48-52 36-45 38,40,42,48,50,52	Black, Blue 48-52 Pro-Extreme Gold, Orange, Blue	
310 TE 310	09-10	520ZRE 116	12 50	824 K	12-17	1509 EC 1509 PX 1509 C	47-53 48-52 50	Red, Black 48-52 Pro-Extreme Red, Blue	
310 TE 310, R	11-12	520ZRE 116	13 50	4097 K 4097 KC	12-14 14.00	1509 EC 1509 PX 1509 C	47-53 48-52 50	Red, Black 48-52 Pro-Extreme Red, Blue	
350 FC 350	14-17	520RX3 118	14 50	1248 K 1248 KC	11-15 12-14	897 EC 897 PX	46-53 48-52	Black, Blue 48-52 Pro-Extreme Gold, Orange, Blue	




Make and Model	year	 chain	OE number of teeth	 front sprocket		 rear sprocket	
				p/n	teeth	p/n	teeth




update 27 January 2017

350	FE 350	14-17	520MXU	118	14 52	1248 K 1248 KC	11-15 12-14	897 ESM 897 C 897 EC 897 PX 897 ESM 897 C	36-45 38,40,42,48,50,52 46-53 48-52 36-45 38,40,42,48,50,52	Black, Blue 48-52 Pro-Extreme Gold, Orange, Blue
350	FX 350	2017	520MXU	118	14 50	1248 K 1248 KC	11-15 12-14	897 EC 897 PX 897 ESM 897 C	46-53 48-52 36-45 38,40,42,48,50,52	Black, Blue 48-52 Pro-Extreme Gold, Orange, Blue
350	TE 350	1990	520ZRE	116	12 50	824 K	12-17	1509 EC 1509 C	47-53 50	Red, Black 48-52
350	TE 350	1991	520ZRE	116	15 50	824 K	12-17	1509 EC 1509 PX 1509 C	47-53 48-52 50	Red, Black 48-52 Pro-Extreme Red, Blue
350	TE 350	92-95	520ZRE 520SO	116 116	15 48	824 K	12-17	1509 EC 1509 PX 1509 ESM 1509 C	47-53 48-52 38-46 50	Red, Black 48-52 Pro-Extreme Red, Blue
350	WXC 350	1994	520ZRE	116	12 48	824 K	12-17	1509 EC 1509 PX 1509 C	47-53 48-52 50	Red, Black 48-52 Pro-Extreme Red, Blue
350	WXE 350	1994	520ZRE	116	12 48	824 K	12-17	1509 EC 1509 PX 1509 C	47-53 48-52 50	Red, Black 48-52 Pro-Extreme Red, Blue
360	CR 360	92-93	520XMO	112	15 48	507 K	14.15	1509 EC 1509 PX 1509 C	47-53 48-52 50	Red, Black 48-52 Pro-Extreme Red, Blue
360	WR 360	92-00	520XMO	112	15 48	507 K	14.15	1509 EC 1509 PX 1509 C	47-53 48-52 50	Red, Black 48-52 Pro-Extreme Red, Blue
360	WR 360	01-	520RX3	114	13 48	824 K	12-17	1509 EC 1509 PX 1509 ESM 1509 C	47-53 48-52 38-46 50	Red, Black 48-52 Pro-Extreme Red, Blue
400	TE 400	01-	520SO	116	15 48	824 K	12-17	1509 EC 1509 PX 1509 ESM 1509 C	47-53 48-52 38-46 50	Red, Black 48-52 Pro-Extreme Red, Blue
410	TC 410	95-98	520ZRE	116	13 48	824 K	12-17	1509 EC 1509 PX 1509 C	47-53 48-52 50	Red, Black 48-52 Pro-Extreme Red, Blue
410	TE 410	01-	520ZRE	112	13 45	824 K	12-17	1509 ESM 1509 EC 1509 C	38-46 47-53 50	Red, Black 48-52
449	TC 449	10-13	520ZRE	116	15 53	824 K	12-17	1509 ESM 1509 EC 1509 PX 1509 C	38-46 47-53 48-52 50	Red, Black 48-52 Pro-Extreme Red, Blue
449	TE 449	10-11	520ZRE	116	15 51	824 K	12-17	1509 ESM 1509 EC 1509 PX 1509 C	38-46 47-53 48-52 50	Red, Black 48-52 Pro-Extreme Red, Blue
449	TXC 449	10-11	520ZRE	116	15 51	824 K	12-17	1509 ESM 1509 EC 1509 PX 1509 C	38-46 47-53 48-52 50	Red, Black 48-52 Pro-Extreme Red, Blue
450	FC 450	14-15	520RX3	118	14 52	1248 K 1248 KC	11-15 12-14	897 EC 897 PX 897 ESM 897 C	46-53 48-52 36-45 38,40,42,48,50,52	Black, Blue 48-52 Pro-Extreme Gold, Orange, Blue
450	FC 450	16-17	520RX3	118	13 48	1248 K 1248 KC	11-15 12-14	897 EC 897 PX 897 ESM 897 C	46-53 48-52 36-45 38,40,42,48,50,52	Black, Blue 48-52 Pro-Extreme Gold, Orange, Blue

Husqvarna cont'd

450	FE 450	14-17	520MXU	118	14 52	1248 K 1248 KC	11-15 12-14	897 EC 897 PX 897 ESM 897 C	46-53 48-52 36-45 38,40,42,48,50,52	Black, Blue 48-52 Pro-Extreme Gold, Orange, Blue
450	FS 450	15-17	520MXU	118	14 45	1248 K 1248 KC	11-15 12-14	897 EC 897 PX 897 ESM 897 C	46-53 48-52 36-45 38,40,42,48,50,52	Black, Blue 48-52 Pro-Extreme Gold, Orange, Blue
450	FX 450	2017	520MXU	118	13 48	1248 K 1248 KC	11-15 12-14	897 EC 897 PX 897 ESM 897 C	46-53 48-52 36-45 38,40,42,48,50,52	Black, Blue 48-52 Pro-Extreme Gold, Orange, Blue
450	SM 450 RR	08-10	520ZRE	106	13 42	824 K	12-17	1509 ESM 1509 C	38-46 50	
450	TC 450	2004	520ZRE	116	14 50	824 K	12-17	1509 EC 1509 PX 1509 ESM 1509 C	47-53 48-52 38-46 50	Red, Black 48-52 Pro-Extreme Red, Blue
450	TC 450	05-06	520ZRE	116	15 50	824 K	12-17	1509 EC 1509 PX 1509 ESM 1509 C	47-53 48-52 38-46 50	Red, Black 48-52 Pro-Extreme Red, Blue
450	TC 450	07-11	520ZRE	116	14 50	824 K	12-17	1509 EC 1509 PX 1509 ESM 1509 C	47-53 48-52 38-46 50	Red, Black 48-52 Pro-Extreme Red, Blue
450	TE 450	2004	520ZRE	114	13 50	824 K	12-17	1509 EC	47-53	Red, Black 48-52

Make and Model	year	 chain	OE number of teeth	 front sprocket		 rear sprocket		
				p/n	teeth	p/n	teeth	
				update 27 January 2017				
						1509 PX	48-52	Pro-Extreme Red, Blue
						1509 ESM	38-46	
						1509 C	50	
450	TE 450	05-06	520ZRE 114	14 50	824 K	12-17	1509 EC 47-53 1509 PX 48-52 1509 ESM 38-46 1509 C 50	Red, Black 48-52 Pro-Extreme Red, Blue
450	TE 450	2007	520ZRE 114	13 50	824 K	12-17	1509 EC 47-53 1509 PX 48-52 1509 ESM 38-46 1509 C 50	Red, Black 48-52 Pro-Extreme Red, Blue
450	TE 450	08-11	520ZRE 112	13 47	824 K	12-17	1509 EC 47-53 1509 PX 48-52 1509 ESM 38-46 1509 C 50	Red, Black 48-52 Pro-Extreme Red, Blue
450	TXC 450	08-11	520ZRE 112	13 47	824 K	12-17	1509 EC 47-53 1509 PX 48-52 1509 ESM 38-46 1509 C 50	Red, Black 48-52 Pro-Extreme Red, Blue
499	TC 499	2011	520ZRE	15 53	824 K	12-17	1509 ESM 38-46 1509 EC 47-53 1509 PX 48-52 1509 C 50	Red, Black 48-52 Pro-Extreme Red, Blue
501	FE 501	14-17	520MXU 118	14 50	1248 K 1248 KC	11-15 12-14	897 EC 46-53 897 PX 48-52 897 ESM 36-45 897 C 38,40,42,48,50,52	Black, Blue 48-52 Pro-Extreme Gold, Orange, Blue
510	SM 510 R	06-09	520ZRE 110	15 42	824 K	12-17	1509 ESM 38-46 1509 EC 47-53 1509 PX 48-52	Red, Black 48-52 Pro-Extreme Red, Blue
510	TC 510	1989	520SO 116	14 48	823 K	11,13,14	223 C 48,52,53	
510	TE 510	1989	520SO 116	14 48	823 K	11,13,14	223 C 48,52,53	
510	TC510	1990	520SO 120	12 52	824 K	12-17	1509 EC 47-53 1509 PX 48-52 1509 C 50	Red, Black 48-52 Pro-Extreme Red, Blue
510	TC 510	2006	520ZRE 114	14 47	824 K	12-17	1509 EC 47-53 1509 PX 48-52 1509 ESM 38-46 1509 C 50	Red, Black 48-52 Pro-Extreme Red, Blue
510	TC 510	08-09	520ZRE 116	14 47	824 K	12-17	1509 EC 47-53 1509 PX 48-52 1509 ESM 38-46 1509 C 50	Red, Black 48-52 Pro-Extreme Red, Blue
510	TE 510	1990	520SO 116	14 48	824 K	12-17	1509 EC 47-53 1509 PX 48-52 1509 C 50	Red, Black 48-52 Pro-Extreme Red, Blue
510	TE 510	06-11	520ZRE 116	14 50	824 K	12-17	1509 EC 47-53 1509 PX 48-52 1509 ESM 38-46 1509 C 50	Red, Black 48-52 Pro-Extreme Red, Blue
510	TXC 510	08-10	520ZRE 116	13 47	824 K	12-17	1509 EC 47-53 1509 PX 48-52 1509 ESM 38-46 1509 C 50	Red, Black 48-52 Pro-Extreme Red, Blue
570	TE 570	01-	520ZRE 116	15 48	824 K	12-17	1509 EC 47-53 1509 PX 48-52 1509 ESM 38-46 1509 C 50	Red, Black 48-52 Pro-Extreme Red, Blue
570	SM 570 R	01-	520ZRE 116	17 48	824 K	12-17	1509 EC 47-53 1509 PX 48-52 1509 ESM 38-46 1509 C 50	Red, Black 48-52 Pro-Extreme Red, Blue
510	TC 610	91-97	520SO 120	12 52	824 K	12-17	1509 EC 47-53 1509 PX 48-52 1509 C 50	Red, Black 48-52 Pro-Extreme Red, Blue
570	TE 570 R	03-04	520ZRE 116	17 48	824 K	12-17	1509 EC 47-53 1509 PX 48-52 1509 ESM 38-46 1509 C 50	Red, Black 48-52 Pro-Extreme Red, Blue
Husqvarna cont'd								
610	WXC / WXE 610	1994	520SO 116	14 48	824 K	12-17	1509 EC 47-53 1509 PX 48-52 1509 C 50	Red, Black 48-52 Pro-Extreme Red, Blue
610	SM 610	98-00	520ZRE 116	16 45	824 K	12-17	1509 ESM 38-46 1509 EC 47-53 1509 C 50	Red, Black 48-52
610	SM 610 S	01-03	520ZRE 116	16 45	824 K	12-17	1509 ESM 38-46 1509 EC 47-53 1509 C 50	
610	SM 610 S	05-07	520ZRE 114	15 43	824 K	12-17	1509 ESM 38-46 1509 C 50	
610	SM 610 R	08-09	520ZRE 112	15 43	824 K	12-17	1509 ESM 38-46 1509 C 50	
610	TC 610	1998	520SO 118	13 52	824 K	12-17	1509 EC 47-53 1509 PX 48-52 1509 C 50	Red, Black 48-52 Pro-Extreme Red, Blue
610	TE 610	91-98	520ZRE 116	17 48	824 K	12-17	1509 EC 47-53 1509 PX 48-52 1509 C 50	Red, Black 48-52 Pro-Extreme Red, Blue
610	TE 610	99-07	520ZRE 112	15 45	824 K	12-17	1509 ESM 38-46 1509 EC 47-53 1509 C 50	Red, Black 48-52
610	TE 610	08-09	520ZRE 114	15 45	824 K	12-17	1509 ESM 38-46	

Make and Model	year	 chain	OE number of teeth	 front sprocket		 rear sprocket	
				p/n	teeth	p/n	teeth

update 27 January 2017

								1509 EC	47-53	<i>Red, Black 48-52</i>
								1509 C	50	
630	SM 630 R	04-10	520ZRE 114	16 44	824 K	12-17		1509 ESM	38-46	
								1509 C	50	
630	SM 630 R	2011	520ZRE 110	15 38	824 K	12-17		1509 ESM	38-46	
								1509 C	50	
630	TE630	2010	520ZRE 112	15 42	824 K	12-17		1509 ESM	38-46	
								1509 C	50	
650	TR650 Terra, Strada	13-14	520ZRE 112	15 47	402 K	15.16	5 C		43-45,47,49	
700	701 Enduro			15 45						
900	Nuda 900, R	2012	525ZRP	17 42	4040 K	15,16,17	2136 C		40-43,47	10,3mm fixation holes - fori di fissaggio 10,3mm

Hyosung

125	Cruise, GF, XRX	95-98	428H	126	14 48	264	14-16	269	34-35,39-43,47-49
125	GV, KRION	95-98	428H	126	14 48	264	14-16	269	34-35,39-43,47-49

Hyundai




125	HMZ Cruise 80 Km.	95-96	428H	126	14 48	426	14.15	810	41-43,47,48,49,51
125	HMZ Cruise	97-98	428H	126	14 47	426	14.15	810	41-43,47,48,49,51




Kawasaki

50	AR 50	81-98	420M	116	15 49	504	15	466	49
60	KX 60 A/B	83-03	420RX3	104	13 44	560	12-16	464 E	44
						560 KC	13.14		
65	KX 65	00-01	420RX3	108	13 47	560	12-16	2101 E	46-52
						560 KC	13.14		
65	KX 65	02-16	420RX3	112	13 47	560	12-16	2101 E	46-52
						560 KC	13.14		
65	KX 65 #428	02-16	428RX3	112	13 47	555	14.15	2143 E	47
80	AE 80	81-89	420M	114	15 43	504	15	801	38,43,46,47,49,51,54
80	AR 80	89-92	420M	114	15 43	504	15	801	38,43,46,47,49,51,54
80	KX 80 R	91-97	420RX3	118	13 49	560	12-16	2065 E	47-53
						560 KC	13.14	2065 C	50
80	KX 80 Big Wheels	91-97	420RX3	124	13 54	560	12-16	2065 E	47-53
						560 KC	13.14	2065 C	50
80	KX 80	98-00	420RX3	120	14 50	560	12-16	2065 E	47-53
			420M	120		560 KC	13.14	2065 C	50
80	KX 80 Big Wheels	98-00	420RX3	130	13 51	560	12-16	2065 E	47-53
			420M	130		560 KC	13.14	2065 C	50
85	KX 85	01-16	420RX3	120	14 50	560	12-16	2065 E	47-53
			420M	120		560 KC	13.14	2065 C	50
85	KX 85 #428	01-16	428RX3	120	14 50	555	14.15	2142 E	50,51
85	KX 85 Big Wheels	01-16	420RX3	130	13 51	560	12-16	2065 E	47-53
			420M	130		560 KC	13.14	2065 C	50
85	KX 85 Big Wheels #428	01-16	428RX3	130	13 51	555	14.15	2142 E	50,51
100	KE 100	78-81	428H	110	15 42	417 K	14-16	802	42
100	KX 100	00-16	420RX3	124	13 51	560	12-16	2065 E	47-53
						560 KC	13.14	2065 C	50
110	KX 100 Big Wheels #428	00-16	428RX3	124	13 51	555	14.15	2142 E	50,51
110	KLX 110 C, L	10-16	420M	90	13 38	249	13,14,16	801	38,43,46,47,49,51,54
125	AR 125 LC	82-94	428H	116	14 36	417 K	14-16	468	36
125	BN 125 Eliminator	98-09	428H	132	15 46	417 K	14-16	2057	46
			428	132					
125	KDX 125	90-99	428H	132	15 52	417 K	14-16	459	52
125	KH 125	77-82	428H	112	14 47	417 K	14-16	810	41-43,47,48,49,51
125	KMX 125	86-01	428H	124	14 48	417 K	14-16	463	46
125	KX 125	85-89	520RX3	112	12 47	421	11-13	460 EC	47-53
								460 PX	48-51
125	KX 125	90-92	520RX3	112	12 48	421	11-13	460 EC	47-53
								460 PX	48-51
125	KX 125	93-95	520RX3	110	12 49	4010	11-14	460 EC	47-53
						4010 KC	12.13	460 PX	48-51
125	KX 125	96-97	520RX3	112	13 50	4010	11-14	460 EC	47-53
						4010 KC	12.13	460 PX	48-51
125	KX 125	98-99	520RX3	112	12 48	4010	11-14	460 EC	47-53
						4010 KC	12.13	460 PX	48-51
125	KX 125	00-03	520RX3	112	12 49	4010	11-14	460 EC	47-53
						4010 KC	12.13	460 PX	48-51
								460 ESM	42-46
125	KX 125	04-08	520RX3	114	13 51	4010	11-14	460 EC	47-53
						4010 KC	12.13	460 PX	48-51
								460 ESM	42-46

Kawasaki cont'd

200	KDX 200	83-88	520RX3	110	13 48	569 K	13-17	467 C	47,48,50,54
						569 KC	14.00		
200	KDX 200 E	89-06	520RX3	108	13 47	569 K	13-17	467 C	47,48,50,54
						569 KC	14.00		
220	KDX 220	97-05	520RX3	108	13 47	569 K	13-17	467 C	47,48,50,54
						569 KC	14.00		
250	BJ 250 Estrella	95-00	520SO	102	15 38	512 K	15-17	487 C	38,42-44,46
			520H	102					
250	EL 250 Chopper	90-95	520SO	114	14 44	516 K	13-15	486 C	38,40-42,44,45,47
250	EL 250 (EL252)	96-02	520SO	112	14 40	516 K	13-15	486 C	38,40-42,44,45,47
			520H	112					
250	EX 250 F Ninja	07-09	520XMO	106	14 45	516 K	13-15	486 C	38,40-42,44,45,47
								479 EMD	40-52
250	EX 250 R Ninja	08-12	520XMO	106	14 43	516 K	13-15	486 C	38,40-42,44,45,47
								479 EMD	40-52
250	GPX 250 R (EX 250 F)	88-04	520SO	106	14 45	516 K	13-15	486 C	38,40-42,44,45,47
250	KDX 250	14 48	520RX3	112	14 48	569 K	13-17	460 EC	47-53
						569 KC	14.00	460 PX	48-51
250	KLR 250 (KL 250 D)	84-05	520XMO	104	15 44	516 K	13-15	475 C	37,42,44
			520SO	104					

Make and Model	year	 chain	OE number of teeth	 front sprocket		 rear sprocket			
				p/n	teeth	p/n	teeth		
				<i>update 27 January 2017</i>					
250 KLX 250 (Trail)	93-99	520ZRE	108	14 42	569 K 569 KC	13-17 14.00	467 C	47,48,50,54	
250 KLX 250 R (Enduro)	93-99	520SO	110	14 50	569 K 569 KC	13-17 14.00	467 C	47,48,50,54	
250 KLX 250 S	09-14	520SO	106	14 42	516 K	13-15	460 ESM	42-46	
250 KLX 250 SF	09-10	520SO	104	14 39	516 K	13-15	460 ESM	42-46	
250 KR 250 (KR1)	89-92	520SO	106	15 40	516 K	13-15	472 C	40	
250 KX 250	84-86	520RX3	114	14 48	507 K	14 15	460 EC 460 PX	47-53 48-51 <i>Green, Black 48-52, Blue 48-50 Pro-Extreme Green</i>	
250 KX 250	87-91	520RX3	114	14 48	569 K 569 KC	13-17 14.00	460 EC 460 PX	47-53 48-51 <i>Green, Black 48-52, Blue 48-50 Pro-Extreme Green</i>	
250 KX 250 J	92-98	520RX3	114	14 49	569 K 569 KC	13-17 14.00	460 EC 460 PX	47-53 48-51 <i>Green, Black 48-52, Blue 48-50 Pro-Extreme Green</i>	
250 KX 250 L	99-01	520RX3	114	13 49	565 K 565 KC	11-16 13-15	460 EC 460 PX 460 ESM	47-53 48-51 42-46 <i>Green, Black 48-52, Blue 48-50 Pro-Extreme Green</i>	
250 KX 250	02-04	520RX3	114	12 49	565 K 565 KC	11-16 13-15	460 EC 460 PX 460 ESM	47-53 48-51 42-46 <i>Green, Black 48-52, Blue 48-50 Pro-Extreme Green</i>	
250 KX 250	05-08	520RX3	116	13 51	565 K 565 KC	11-16 13-15	460 EC 460 PX 460 ESM	47-53 48-51 42-46 <i>Green, Black 48-52, Blue 48-50 Pro-Extreme Green</i>	
250 KX-F 250	04-05	520RX3	114	13 48	4062 K 4062 KC	12-14 12-14	460 EC 460 PX 460 ESM	47-53 48-51 42-46 <i>Green, Black 48-52, Blue 48-50 Pro-Extreme Green</i>	
250 KX-F 250	06-10	520RX3	114	13 48	4073 K	13 14	460 EC 460 PX 460 ESM	47-53 48-51 42-46 <i>Green, Black 48-52, Blue 48-50 Pro-Extreme Green</i>	
250 KX-F 250	11-17	520RX3	114	13 50	4073 K	13 14	460 EC 460 PX 460 ESM	47-53 48-51 42-46 <i>Green, Black 48-52, Blue 48-50 Pro-Extreme Green</i>	
250 Z 250 SL	15-16	520XMO	14 42	516 K	13-15	486 C 479 EMD	38,40-42,44,45,47 40-52	Hard Anodized	
250 ZZR 250	92-	520ZRE	108	14 47	516 K	13-15	486 C	38,40-42,44,45,47	
400 EX 300, SE, ABS Ninja	13-16	520SO	106	14 42	516 K	13-15	486 C 479 EMD	38,40-42,44,45,47 40-52 Hard Anodized	
300 KLX 300	97-02	520SO	110	14 50	569 K 569 KC	13-17 14.00	460 EC 460 ESM	47-53 42-46 <i>Green, Black 48-52, Blue 48-50</i>	
300 KLX 300 R	03-08	520SO	110	14 50	565 K 565 KC	11-16 13-15	460 EC 460 PX 460 ESM	47-53 48-51 42-46 <i>Green, Black 48-52, Blue 48-50 Pro-Extreme Green</i>	
300 Z 300	15 17	520SO	106	14 42	516 K	13-15	486 C 479 EMD	38,40-42,44,45,47 40-52 Hard Anodized	
400 GPZ 400	84-87	520XMO	104	16 38	512 K	15-17	478 C	38,43-45	
400 GPZ 400	88-99	520XMO	106	16 42	512 K	15-17	478 C	38,43-45	
400 KLX 400 R	2003	520XMO	114	14 47	434 K	15 16	808 EC 808 PX 808 ESM 808 C	47-52 48-51 41-46 41,43,44 <i>Black, Red 48-51 Pro-Extreme Green</i>	
400 KLX 400 SR	2003	520XMO 520SO	112 112	15 44	434 K	15 16	808 ESM 808 EC 808 PX 808 C	41-46 47-52 48-51 41,43,44 <i>Black, Red 48-51 Pro-Extreme Green</i>	
400 Z 400	78-80	530SO	100	15 44	509 K	15	476 C	44	
400 ZR 400 (ZF)	83-85	530SO	104	16 40	513 K	15,16,18	488 C 488 THF 488 ED	38,40-42,44-46 38,40-42,44-45 41 Long Lasting Hard Anodized	
400 ZX 400	84-87	520SO	106	16 42	512 K	15-17	478 C	38,43-45	
400 ZX 400 (ZXR)	91-99	520SO	110	15 45	512 K	15-17	478 C	38,43-45	
440 Z 440	79-83	530SO	104	15 44	509 K	15	476 C	44	
440 Z 440 LTD	82-85	530SO	104	15 45	509 K	15	476 C	44	
450 KLX 450 R	08-16	520ZRE	114	13 50	565 K	11-16	460 EC 460 PX 460 ESM	47-53 48-51 42-46 <i>Green, Black 48-52, Blue 48-50 Pro-Extreme Green</i>	
450 KX-F 450	06-17	520RX3	116	13 50	4082 K	12-14	460 EC 460 PX 460 ESM	47-53 48-51 42-46 <i>Green, Black 48-52, Blue 48-50 Pro-Extreme Green</i>	
500 EN 500 Classic	96-02	520SO	110	16 42	512 K	15-17	475 C	37,42,44	
500 EN 500 Vulcan	96-09	520SO	110	16 42	512 K	15-17	475 C	37,42,44	
500 ER - 5	96-06	520SO	106	17 42	512 K	15-17	486 C	38,40-42,44,45,47	
500 EX 500	06-09	520SO	106	16 41	512 K	15-17	486 C	38,40-42,44,45,47	
500 GPX 500 R	1988	530SO	104	15 42	513 K	15,16,18	479 C 479 THF 479 ED	38,39,42-49 38,39,42-49 43 Long Lasting Hard Anodized	
500 GPZ 500 S (EX)	87-93	520ZRE	104	16 42	512 K	15-17	486 C	38,40-42,44,45,47	
500 GPZ 500 S (EX)	94-05	520ZRE	104	16 41	512 K	15-17	486 C	38,40-42,44,45,47	
Kawasaki cont'd									
500 KLE 500	91-95	520ZRE	108	16 44	512 K	15-17	487 C	38,42-44,46	
500 KLE 500	96-02	520ZRE	110	17 46	512 K	15-17	487 C	38,42-44,46	
500 KLE 500	03-04	520ZRE	110	17 46	512 K	15-17	487 C	38,42-44,46	
500 KLE 500	2005	520ZRE	110	16 44	512 K	15-17	487 C	38,42-44,46	
500 KLE 500	2005	520ZRE	108	17 46	512 K	15-17	487 C	38,42-44,46	
500 KLE 500 France	96-99	520ZRE	110	17 46	512 K	15-17	487 C	38,42-44,46	
500 KX 500	84-86	520ZRE	114	14 48	507 K	14 15	460 EC 460 PX	47-53 48-51 <i>Green, Black 48-52, Blue 48-50 Pro-Extreme Green</i>	
500 KX 500	87-	520ZRE	114	14 47	569 K 569 KC	13-17 14.00	460 EC 460 PX 460 ESM	47-53 48-51 42-46 <i>Green, Black 48-52, Blue 48-50 Pro-Extreme Green</i>	
500 Ninja	94-09	520ZRE	106	16 41	512 K	15-17	486 C	38,40-42,44,45,47	
500 ZZR 500	90-91	530ZRT	110	15 48	566 K	14-18	499 C 499 THF 499 ED	38-40,43 38,39,43,44 Long Lasting Hard Anodized	
550 GPZ 550 Unitrak	82-83	530SO	104	16 38	513 K	15,16,18	488 C	38,40-42,44-46	

Make and Model	year	 chain	OE number of teeth	 front sprocket		 rear sprocket	
				p/n	teeth	p/n	teeth

update 27 January 2017

								488 THF 488 ED	38,40-42,44-45 41	Long Lasting Hard Anodized
550	GPZ 550 Unitrak	84-92	520ZRE	106	16 38	512 K	15-17	478 C	38,43-45	
550	Z 550	81-82	530SO	100	16 40	513 K	15,16,18	488 C 488 THF 488 ED	38,40-42,44-46 38,40-42,44-45 41	Long Lasting Hard Anodized
550	Z 550 LTD	81-83	530SO	100	16 38	513 K	15,16,18	488 C 488 THF 488 ED	38,40-42,44-46 38,40-42,44-45 41	Long Lasting Hard Anodized
550	ZR 550 (ZF)	82-88	530SO	104	16 38	513 K	15,16,18	488 C 488 THF 488 ED	38,40-42,44-46 38,40-42,44-45 41	Long Lasting Hard Anodized
550	ZR 550 Zephyr	91-00	520SO	106	16 38	512 K	15-17	486 C	38,40-42,44,45,47	
600	GPX 600 R (ZX)	88-00	530SO	102	15 39	513 K	15,16,18	479 C 479 THF 479 ED	38,39,42-49 38,39,42-49 43	Long Lasting Hard Anodized
600	GPZ 600 R (ZX)	85-89	530SO	102	15 39	513 K	15,16,18	479 C 479 THF 479 ED	38,39,42-49 39,42-49 43	Long Lasting Hard Anodized
600	KLR 600 S	84-95	520ZRE 520SO	104 104	15 43	516 K	13-15	477 C	43	
600	ZX-6R (ZX600F)	95-97	525ZRE	108	15 40	4023 K	14,15	498 C 498 THF 498 ED	38-40,44-46 38-40,44-46 44-46	Long Lasting Hard Anodized
	ZX-6R (ZX600F) #520	95-97	520ZRP	108		4023 KM	15,00	499 EMD	40-47	Hard Anodized
600	ZX-6R (ZX600G,J)	98-02	525ZRE	108	15 40	4044 K	14-16	2031 C 2031 THF 2031 ED	38-43 38-43 40-44	Long Lasting Hard Anodized
	ZX-6R (ZX600G,J) #520	98-02	520ZRP	108		4044 KM	14-16	2031 EMD	38-48	Hard Anodized
600	ZX-6RR (ZX600K,M) Ninja	03-04	520ZRE	108	15 40	4044 KM	14-16	2102 C	39-41,43-46	Hard Anodized
600	ZX-6RR (ZX600N) Ninja	05-06	520ZRE	110	15 43	4044 KM	14-16	2031 EMD	38-48	Hard Anodized
600	ZX-6RR (ZX600P,R) Ninja	07-16	520ZRE	112	16 43	4086 K	15,16	2102 C 2031 EMD	39-41,43-46 38-48	Hard Anodized
600	ZZ-R 600 (ZX600D)	90-92	530SO	110	15 45	566 K	14-18	499 C 499 THF 499 ED	38-40,42,43,45,46,48 38-40,43 38,39,43,44	Long Lasting Hard Anodized
600	ZZ-R 600 (ZX600E)	93-06	530ZRT 530SO	112 112	16 48	566 K	14-18	499 C 499 THF 499 ED	38-40,42,43,45,46,48 38-40,43 38,39,43,44	Long Lasting Hard Anodized
600	ZZ-R 600 (ZX600J)	06-08	525ZRE	108	15 40	4044 K	14-16	2031 THF 2031 C 2031 ED	38-43 38-43 40-44	Long Lasting Hard Anodized
636	ZX-6R (ZX636A) Ninja	2002	525ZRE	108	15 40	4044 K	14-16	2031 THF 2031 C 2031 ED	38-43 38-43 40-44	Long Lasting Hard Anodized
636	ZX-6R (ZX636A) Ninja #520	2002	520ZRP	108		4044 KM	14-16	2102 C 2031 EMD	39-41,43-46 38-48	Hard Anodized
636	ZX-6RR (ZX636B) Ninja	03-04	520ZRE	108	15 40	4044 KM	14-16	2102 C 2031 EMD	39-41,43-46 38-48	Hard Anodized
636	ZX-6R (ZX636C1,D) Ninja	05-06	520ZRE	110	15 43	4044 KM	14-16	2102 C 2031 EMD	39-41,43-46 38-48	Hard Anodized
636	ZX-6R (ZX636)	13-16	520ZRE	112	16 43	486 K	15,16	2102 C 2031 EMD	39-41,43-46 38-48	Hard Anodized
650	ER 6 F, ER 6 N	06-16	520ZRE	114	15 46	565 K	11-16	2102 C 2031 EMD	39-41,43-46 38-48	Hard Anodized
650	KL 650 E	2009	520ZRE	106	15 43	511 K	14,15	487 C	38,42-44,46	
650	KLR 650 A, E	90-10	520ZRE	106	15 43	511 K	14,15	487 C	38,42-44,46	
650	KLE 650 Versys	07-16	520ZRE	114	15 46	565 K	11-16	2102 C 2031 EMD	39-41,43-46 38-48	Hard Anodized
650	KLR 650 B Tengai	87-90	520SO	106	15 43	516 K	13-15	487 C	38,42-44,46	
650	KLR650 B Tengai	91-92	520ZRE	106	15 43	511 K	14,15	487 C	38,42-44,46	
650	KLR 650 C	95-04	520ZRE	106	15 42	511 K	14,15	487 C	38,42-44,46	
650	KLR 650 E	11-16	520ZRE	106	15 43	511 K	14,15	487 C	38,42-44,46	
650	KLX 650	93-96	520ZRE	112	15 43	511 K	14,15	487 C	38,42-44,46	
650	KLX 650 R	99-01	520ZRE	112	15 43	511 K	14,15	487 C	38,42-44,46	
650	KLX 650 R	93-98	520ZRE	110	14 49	511 K	14,15	460 EC	47-53	Green, Black 48-52, Blue 48-50
650	KLX 650 R	99-01	520ZRE	112	15 43	511 K	14,15	487 C	38,42-44,46	
650	Ninja 650				15 46					
650	VN 650 Vulcan S	2015	520ZRE	104	15 46	565 K	11-16	2102 C 2031 EMD	39-41,43-46 38-48	Hard Anodized
650	W 650 (EJ650)	99-05	525ZRE	104	15 39	520 K	14-17	498 THF 498 C 498 ED	38-40,44-46 38-40,44-46 44-46	Long Lasting Hard Anodized
650	Z 650	1977	530SO	102	16 42	566 K	14-18	488 C	38,40-42,44-46	
650	Z 650	78-79	530SO	102	16 42	566 K	14-18	488 THF 488 ED	38,40-42,44-45 41	Long Lasting Hard Anodized
650	Z 650 F2	79-83	630SO	84	13 33	518 K	13-15	501 C	33,35,38,41	
Kawasaki cont'd										
650	Z 650 SR	79-80	530SO	104	16 40	566 K	14-18	488 THF 488 C 488 ED	38,40-42,44-45 38,40-42,44-46 41	Long Lasting Hard Anodized
750	GPX 750 R (ZX)	87-90	530HFO	110	16 47	513 K	15,16,18	502 C	40,44,45,47-49	
750	GPZ 750 Unitrak	83-89	630SO	94	15 38	514 K	15	501 C	33,35,38,41	
750	GPZ 750 R (ZX)	85-88	530HFO	112	16 49	517 K	16-18	502 C	40,44,45,47-49	
750	Z 750	80-82	630SO	84	13 33	518 K	13-15	501 C	33,35,38,41	
750	Z 750 LTD Twin2	77-82	530HFO	106	16 38	566 K	14-18	488 THF 488 C 488 ED	38,40-42,44-45 38,40-42,44-46 41	Long Lasting Hard Anodized
750	Z 750 R	82-87	630SO	88	13 33	518 K	13-15	501 C	33,35,38,41	
750	Z 750, Z 750 S, Z 750 R	04-15	520ZRP	112	15 43	4065 K	14,15	478 C	38,43-45	

Make and Model	year	chain	OE number of teeth	front sprocket		rear sprocket	
				p/n	teeth	p/n	teeth

update 27 January 2017

750	ZR 750 Zephyr	91-94	525ZRE 106 525SO 106	15 39	520 K	14-17	498 C 498 THF 498 ED	38-48 38-40,44-46 38-40,44-46 44-46	Hard Anodized Long Lasting Hard Anodized
750	ZR 750 Zephyr	95-99	525ZRE 106 525SO 106	15 39	4031 K	15	498 C 498 THF 498 ED	38-40,44-46 38-40,44-46 44-46	Hard Anodized Long Lasting Hard Anodized
750	ZR-7 S	99-04	525ZRP 108 525ZRE 108	16 38	520 K	14-17	498 THF 498 C 498 ED	38-40,44-46 38-40,44-46 44-46	Hard Anodized Long Lasting Hard Anodized
750	ZX-7R Ninja	96-04	525ZRP 110 525ZRE 110	16 43	520 K	14-17	2031 THF 2031 C 2031 ED	38-43 38-43 40-44	Hard Anodized Long Lasting Hard Anodized
750	ZX-7R Ninja #520	96-04	520ZRP 110		520 KM	14-17	2031 EMD	38-48	Hard Anodized
750	ZX-7RR	91-92	530ZRP 108	17 42	566 K	14-18	488 THF 488 C 488 ED	38,40-42,44-45 38,40-42,44-46 41	Hard Anodized Long Lasting Hard Anodized
750	ZX-7RR	1993	530HFO 108	16 41	566 K	14-18	488 THF 488 C 488 ED	38,40-42,44-45 38,40-42,44-46 41	Hard Anodized Long Lasting Hard Anodized
750	ZX-7RR	94-95	530HFO 108	17 41	566 K	14-18	488 THF 488 C 488 ED	38,40-42,44-45 38,40-42,44-46 41	Hard Anodized Long Lasting Hard Anodized
750	ZX-7RR	96-04	525ZRP 108 525ZRE 108	16 42	520 K	14-17	2031 THF 2031 C 2031 ED	38-43 38-43 40-44	Hard Anodized Long Lasting Hard Anodized
750	ZX-7RR #520	96-04	520ZRP 108		520 KM	14-17	2031 EMD	38-48	Hard Anodized
750	ZXR 750 (ZX)	1989	530ZRT 112 530SO 112	16 46	566 K	14-18	499 C 499 THF 499 ED	38-40,42,43,45,46,48 38-40,43 38,39,43,44	Hard Anodized Long Lasting Hard Anodized
750	ZXR 750 (ZX)	1990	530ZRT 112 530SO 112	16 46	566 K	14-18	488 C 488 THF 488 ED	38,40-42,44-46 38,40-42,44-45 41	Hard Anodized Long Lasting Hard Anodized
750	ZXR 750 R (ZX7R)	91-92	530ZRT 110 530SO 110	16 45	566 K	14-18	488 THF 488 C 488 ED	38,40-42,44-45 38,40-42,44-46 41	Hard Anodized Long Lasting Hard Anodized
750	ZXR 750 R (ZX7R)	93-95	530ZRT 110	16 44	566 K	14-18	488 THF 488 C 488 ED	38,40-42,44-45 38,40-42,44-46 41	Hard Anodized Long Lasting Hard Anodized
800	VN 800 Classic	96-05	530ZRT 112 530SO 112	17 42	566 K	14-18	499 C 499 THF 499 ED	38-40,42,43,45,46,48 38-40,43 38,39,43,44	Hard Anodized Long Lasting Hard Anodized
800	VN 800 Drifter	99-01	530ZRT 112 530SO 112	17 40	566 K	14-18	499 C 499 THF 499 ED	38-40,42,43,45,46,48 38-40,43 38,39,43,44	Hard Anodized Long Lasting Hard Anodized
800	VN 800 Vulcan	95-96	530SO 114	16 46	566 K	14-18	499 C 499 THF 499 ED	38-40,42,43,45,46,48 38-40,43 38,39,43,44	Hard Anodized Long Lasting Hard Anodized
800	VN 800 Vulcan	97-06	530ZRT 114 530SO 114	17 42	566 K	14-18	499 C 499 THF 499 ED	38-40,42,43,45,46,48 38-40,43 38,39,43,44	Hard Anodized Long Lasting Hard Anodized
800	W 800 (EJ800)	11-16	520ZRP 104	15 37	565 K	11-16	499 EMD	40-47	Hard Anodized
800	Z 800, Z800e	13-16	520ZRP 114	15 45	4065 K	14,15	478 C	38,43-45	
900	Z 900	73-75	630SO 92	15 35	518 K	13-15			
900	Z 900	1976	630SO 92	15 33	521 K	15			
900	ZX-9R Ninja	94-97	530ZRT 112	16 44	566 K	14-18	488 THF 488 C 488 ED	38,40-42,44-45 38,40-42,44-46 41	Hard Anodized Long Lasting Hard Anodized
900	ZX-9R Ninja #520	94-97	520ZRP 112		566 KM	14-17	2031 EMD	38-48	Hard Anodized
900	ZX-9R Ninja	98-01	530ZRP 110	16 41	566 K	14-18	488 THF 488 C 488 ED	38,40-42,44-45 38,40-42,44-46 41	Hard Anodized Long Lasting Hard Anodized
900	ZX-9R Ninja #520	98-01	520ZRP 110		566 KM	14-17	2031 EMD	38-48	Hard Anodized
900	ZX-9R Ninja	02-04	525ZRP 110	16 41	4064 K	14-17	2031 THF 2031 C 2031 ED	38-43 38-43 40-44	Hard Anodized Long Lasting Hard Anodized
900	ZX-9R #520	02-04	520ZRP 110		566 KM	14-17	2031 EMD	38-48	Hard Anodized
998	Ninja H2, Carbon			18 44					
1000	KLV 1000	04-06	525ZRP 112	17 41	520 K	14-17	2061 THF 2061 C 2061 ED	41-49 41-49 42	Hard Anodized Long Lasting Hard Anodized
1000	KLV 1000 #520	04-06	520ZRP 112	17 41	520 KM	14-17	2061 EMD	41-50	Hard Anodized
1000	KLZ 1000 Versys	12-17	525ZRP 116	15 43	4064 K	14-17	2031 THF 2031 C 2031 ED	38-43 38-43 40-44	Hard Anodized Long Lasting Hard Anodized
1000	KLZ 1000 Versys #520	12-17	520ZRP 116	15 43	566 KM	14-17	2031 EMD	38-48	Hard Anodized
1000	Z 1000	74-80	630SO 94	15 35	521 K	15	501 C	33,35,38,41	
1000	Z 1000 (Z1R)	78-80	630SO 92	15 33	521 K	15	501 C	33,35,38,41	
1000	Z 1000 J	81-83	630SO 98	15 41	522 K	15	501 C	33,35,38,41	
1000	Z 1000	03-07	525ZRP 112	16 42	4064 K	14-17	2031 THF 2031 C 2031 ED	38-43 38-43 40-44	Hard Anodized Long Lasting Hard Anodized
1000	Z 1000 #520	03-07	520ZRP 112	16 42	566 KM	14-17	2031 EMD	38-48	Hard Anodized

Kawasaki cont'd

1000	Z 1000	08-09	525ZRP 112	15 40	4064 K	14-17	2031 THF 2031 C 2031 ED	38-43 38-43 40-44	Hard Anodized Long Lasting Hard Anodized
1000	Z 1000 #520	08-09	520ZRP 112	15 40	566 KM	14-17	2031 EMD	38-48	Hard Anodized
1000	Z 1000 (ZR1000)	10-13	525ZRP 112	15 42	4064 K	14-17	2031 THF 2031 C 2031 ED	38-43 38-43 40-44	Hard Anodized Long Lasting Hard Anodized
1000	Z 1000 #520	10-13	520ZRP 112	15 42	566 KM	14-17	2031 EMD	38-48	Hard Anodized

Make and Model	year	chain	OE number of teeth	front sprocket		rear sprocket	
				p/n	teeth	p/n	teeth
update 27 January 2017							
1000 Z 1000 (ZR1000)	14-17	525ZRP 112	15 43	4064 K	14-17	2031 THF 38-43 2031 C 38-43 2031 ED 40-44	Long Lasting Hard Anodized
1000 Z 1000 #520	10-16	520ZRP 112	15 42	566 KM	14-17	2031 EMD 38-48	Hard Anodized
1000 Z 1000 SX	11-17	525ZRP 112	15 41	4064 K	14-17	2031 THF 38-43 2031 C 38-43 2031 ED 40-44	Long Lasting Hard Anodized
1000 Z 1000 SX #520	10-13	520ZRP 112	15 41	566 KM	14-17	2031 EMD 38-48	Hard Anodized
1000 ZX 1000 (ZX10) #530	88-90	530ZRP 110	17 45	527 K	17	502 C 40,44,45,47-49	
1000 ZX-10R Ninja	04-05	525ZRP 110	17 39	4064 K	14-17	2031 THF 38-43 2031 C 38-43 2031 ED 40-44	Long Lasting Hard Anodized
1000 ZX-10R Ninja #520	04-05	520ZRP 110	17 39	566 KM	14-17	2031 EMD 38-48	Hard Anodized
1000 ZX-10R Ninja	06-07	525ZRP 110	17 40	4064 K	14-17	2031 THF 38-43 2031 C 38-43 2031 ED 40-44	Long Lasting Hard Anodized
1000 ZX-10R Ninja #520	06-07	520ZRP 110	17 40	566 KM	14-17	2031 EMD 38-48	Hard Anodized
1000 ZX-10R Ninja	08-10	525ZRP 110	17 41	4064 K	14-17	2031 THF 38-43 2031 C 38-43 2031 ED 40-44	Long Lasting Hard Anodized
1000 ZX-10R Ninja #520	08-10	520ZRP 110	17 41	566 KM	14-17	2031 EMD 38-48	Hard Anodized
1000 ZX-10RR Ninja, ABS	11-17	525ZRP 112	17 39	4064 K	14-17	2031 THF 38-43 2031 C 38-43 2031 ED 40-44	Long Lasting Hard Anodized
1000 ZX-10RR Ninja, ABS #520	11-17	520ZRP 112	17 39	566 KM	14-17	2031 EMD 38-48	Hard Anodized
1000 GPZ 1000 (RX) #630	86-89	630SO 94	15 40	526 K	15	506 C 40	
1100 GPZ 1100 (ZX)	81-82	630SO 98	15 41	522 K	15	501 C 33,35,38,41	
1100 GPZ 1100 (ZX) Unitrak	83-85	630SO 100	15 41	523 K	15	501 C 33,35,38,41	
1100 GPZ 1100 (ZX)	95-99	530ZRP 112	17 45	4024 K	17	502 C 40,44,45,47-49	
1100 GPZ 1100 ABS	1996	530ZRP 112	17 45	4024 K	17	502 C 40,44,45,47-49	
1100 Z 1100 R1-2	84-86	630SO 98	15 41	522 K	15	501 C 33,35,38,41	
1100 ZR 1100 A1-4 Zephyr	92-96	530ZRP 114	16 45	517 K	16-18	502 C 40,44,45,47-49	
1100 ZR 1100 Zephyr	92-96	530ZRP 116	16 48	517 K	16-18	502 C 40,44,45,47-49	
1100 ZRX 1100	96-98	530ZRP 110	17 45	4024 K	17	502 C 40,44,45,47-49	
1100 ZZR 1100 (ZX11)	90-93	530ZRP 110	17 45	528 K	17	502 C 40,44,45,47-49	
1100 ZZR 1100 (ZX11)	93-97	530ZRP 110	17 45	517 K	16-18	502 C 40,44,45,47-49	
1100 ZZR 1100 (ZX11)	98-01	530ZRP 110	17 44	517 K	16-18	502 C 40,44,45,47-49	
1200 ZX-12R Ninja	00-06	530ZRP 116	18 -46	517 K	16-18	488 THF 38,40-42,44-45 488 C 38,40-42,44-46 488 ED 41	Long Lasting Hard Anodized
1200 ZXR 1200 - ZRX	01-08	530ZRP 110	17 42	4024 K	17	488 THF 38,40-42,44-45 488 C 38,40-42,44-46 488 ED 41	Long Lasting Hard Anodized
1200 ZZR 1200	02-05	530ZRP 112	17 44	517 K	16-18	488 THF 38,40-42,44-45 488 C 38,40-42,44-46 488 ED 41	Long Lasting Hard Anodized
1400 ZX 14 (ZX 1400) Ninja	07-11	530ZRP 116	17 41	517 K	16-18		
1400 ZX 14 (ZX 1400) Ninja	12-15	530ZRP 116	17 42	517 K	16-18		
1400 ZZR 1400	06-11	530ZRP 116	17 41	517 K	16-18		
1400 ZZR 1400	12-15	530ZRP 116	17 42	517 K	16-18		

Kawasaki ATV




400	KFX400, KSF400	03-06	520EXW 112	14 40	4072 K	13-15	2114 C	39-41
450	KFX450R	08-13	520EXW 94	14 38	512 K	15-17	486 C	

KTM

50	EXC50	96-03	428RX3 138	12 56	1492 K	10-12	2092 E	50,52,56
65	SX65	04-08	420RX3 112	14 50	4058 K	13,14,15	2088 E	46,48,50-54
65	SX 65	09-17	420RX3 112	14 48	4058 K	13,14,15	2088 E	46,48,50-54
85	SX 85 17"/14"	2003	428RX3 120	13 46	4070 K	11-14	2095 E	46,48-54
85	SX 85 17"/14"	04-17	428RX3 122	14 46	4070 K	11-14	2095 E	46,48-54
85	SX 85 BW 19"/16"	05-17	428RX3 124	14 49	4070 K	11-14	2095 E	46,48-54
85	XC 85	08-09	428RX3 124	14 46	4070 K	11-14	2095 E	46,48-50
105	EXC 105	2008	428RX3 116	14 49	4070 K	11-14	2095 E	46,48-54
105	XC 105	08-09	428RX3 124	14 49	4070 K	11-14	2095 E	46,48-54
105	SX 105	07-12	428RX3 124	14 49	4070 K	11-14	2095 E	46,48-54
125	Duke 125	11-13	520XMO 112	14 45	4106 K	13,14,15	2034 C	39,41,44,45
125	Duke 125 4 bolt holes - 4 fori di fissaggio	14-15	520XMO 112	14 45	4106 K	13,14,15	2034 C	39,41,44,45
125	Duke 125 6 bolt holes - 6 fori di fissaggio	14-15	520XMO 112	14 45	4106 K	13,14,15	2150 C	42
125	EXC 125, LC2	96-97	520RX3 118	13 48	1248 K 1248 KC	11-15 12-14	897 EC 46-53 897 PX 48-52 897 C 38,40,42,48,50,52	Orange, Black, Blue 48-52 Pro-Extreme Gold, Orange, Blue
125	EXC 125	11-16	520RX3 118	13 50	1248 K 1248 KC	11-15 12-14	897 EC 46-53 897 PX 48-52 897 ESM 36-45 897 C 38,40,42,48,50,52	Orange, Black, Blue 48-52 Pro-Extreme Gold, Orange, Blue
125	GS	88-90	520RX3 118	13 48	1248 K 1248 KC	11-15 12-14	896 E 48,50,52	
125	GS	91-93	520RX3 118	13 50	1248 K 1248 KC	11-15 12-14	897 EC 46-53 897 C 38,40,42,48,50,52	Orange, Black, Blue 48-52
125	MX	88-90	520RX3 118	13 50	1248 K 1248 KC	11-15 12-14	896 E 48,50,52	
125	MX	91-92	520RX3 118	13 48	1248 K 1248 KC	11-15 12-14	897 EC 46-53 897 C 38,40,42,48,50,52	Orange, Black, Blue 48-52
125	RC 125	14-15	520XMO 112	14 45	4106 K	13,14,15	2150 C	42
125	RS 125	2015	520XMO				2150 C	42



KTM cont'd



125	SM 125	2000	520RX3 114	14 38	1248 K 1248 KC	11-15 12-14	897 ESM 36-45 897 C 38,40,42,48,50,52	
125	SX 125	93-16	520RX3 118	13 50	1248 K 1248 KC	11-15 12-14	897 EC 46-53 897 PX 48-52 897 ESM 36-45	Orange, Black, Blue 48-52 Pro-Extreme Gold, Orange, Blue

Make and Model	year	 chain	OE number of teeth	 front sprocket		 rear sprocket	
				p/n	teeth	p/n	teeth
							<i>update 27 January 2017</i>
125 XC 125	2017	520RX3 118	14 50	1248 K 1248 KC	11-15 12-14	897 C 897 EC 897 PX 897 ESM 897 C	38,40,42,48,50,52 46-53 48-52 36-45 38,40,42,48,50,52 <i>Orange, Black, Blue 48-52 Pro-Extreme Gold, Orange, Blue</i>
144 SX 144	08-15	520RX3 118	14 50	1248 K 1248 KC	11-15 12-14	897 EC 897 PX 897 ESM 897 C	46-53 48-52 36-45 38,40,42,48,50,52 <i>Orange, Black, Blue 48-52 Pro-Extreme Gold, Orange, Blue</i>
150 SX 150	08-14	520RX3 120	14 50	1248 K 1248 KC	11-15 12-14	897 EC 897 ESM 897 C	46-53 36-45 38,40,42,48,50,52 <i>Orange, Black, Blue 48-52</i>
150 SX 150	15-17	520RX3 118	13 48	1248 K 1248 KC	11-15 12-14	897 EC 897 ESM 897 C	46-53 36-45 38,40,42,48,50,52 <i>Orange, Black, Blue 48-52</i>
150 XC 150	10-15	520RX3 120	13 50	1248 K 1248 KC	11-15 12-14	897 EC 897 PX 897 ESM 897 C	46-53 48-52 36-45 38,40,42,48,50,52 <i>Orange, Black, Blue 48-52 Pro-Extreme Gold, Orange, Blue</i>
200 Duke 200	12-14	520XMO 110	14-42	4106 K	13,14,15	2034 C	39,41,44,45
200 Duke 200 <i>4 bolt holes - 4 fori di fissaggio</i>	2015	520XMO 110	14-42	4106 K	13,14,15	2034 C	39,41,44,45
200 Duke 200 <i>6 bolt holes - 6 fori di fissaggio</i>	2015	520XMO 110	14-42	4106 K	13,14,15	2150 C	42
200 EXC 200	98-03	520RX3 118	14 50	1248 K 1248 KC	11-15 12-14	897 EC 897 PX 897 ESM 897 C	46-53 48-52 36-45 38,40,42,48,50,52 <i>Orange, Black, Blue 48-52 Pro-Extreme Gold, Orange, Blue</i>
200 EXC 200	2004	520RX3 118	14 48	1248 K 1248 KC	11-15 12-14	897 EC 897 PX 897 ESM 897 C	46-53 48-52 36-45 38,40,42,48,50,52 <i>Orange, Black, Blue 48-52 Pro-Extreme Gold, Orange, Blue</i>
200 EXC 200 / EXC-W 200	05-15	520RX3 118	14 48	1248 K 1248 KC	11-15 12-14	897 EC 897 PX 897 ESM 897 C	46-53 48-52 36-45 38,40,42,48,50,52 <i>Orange, Black, Blue 48-52 Pro-Extreme Gold, Orange, Blue</i>
200 RC 200	14-15	520XMO 110	14 42	4106 K	13,14,15	2150 C	42
200 SX 200	03-	520RX3 116	14 45	1248 K 1248 KC	11-15 12-14	897 EC 897 ESM 897 C	46-53 36-45 38,40,42,48,50,52 <i>Orange, Black, Blue 48-52</i>
250 EXC 250	96-97	520RX3 118	14 50	1248 K 1248 KC	11-15 12-14	897 EC 897 PX 897 ESM 897 C	46-53 48-52 36-45 38,40,42,48,50,52 <i>Orange, Black, Blue 48-52 Pro-Extreme Gold, Orange, Blue</i>
250 EXC 250	1998	520RX3 118	14 52	1248 K 1248 KC	11-15 12-14	897 EC 897 PX 897 ESM 897 C	46-53 48-52 36-45 38,40,42,48,50,52 <i>Orange, Black, Blue 48-52 Pro-Extreme Gold, Orange, Blue</i>
250 EXC 250	99-04	520RX3 118	14 52	1248 K 1248 KC	11-15 12-14	897 EC 897 PX 897 ESM 897 C	46-53 48-52 36-45 38,40,42,48,50,52 <i>Orange, Black, Blue 48-52 Pro-Extreme Gold, Orange, Blue</i>
250 EXC 250	05-11	520MXU 118	13 50	1248 K 1248 KC	11-15 12-14	897 EC 897 PX 897 ESM 897 C	46-53 48-52 36-45 38,40,42,48,50,52 <i>Orange, Black, Blue 48-52 Pro-Extreme Gold, Orange, Blue</i>
250 EXC 250	12-17	520MXU 118	14 50	1248 K 1248 KC	11-15 12-14	897 EC 897 PX 897 ESM 897 C	46-53 48-52 36-45 38,40,42,48,50,52 <i>Orange, Black, Blue 48-52 Pro-Extreme Gold, Orange, Blue</i>
250 Freeride	14-17	520MXU 118	11 46	1248 K 1248 KC	11-15 12-14	2155 C 2155 EC	46 46-49 <i>Orange, Black, Blue 48-52 Pro-Extreme Gold, Orange, Blue</i>
250 GS 250	85-89	520ZRE 118	13 52	1248 K 1248 KC	11-15 12-14	896 E	48,50,52
250 GS 250	90-94	520SO 118	14 50	1248 K 1248 KC	11-15 12-14	897 EC 897 PX 897 ESM 897 C	46-53 48-52 36-45 38,40,42,48,50,52 <i>Orange, Black, Blue 48-52 Pro-Extreme Gold, Orange, Blue</i>
250 MX 250	85-90	520RX3 116	13 52	1248 K	11-15	896 E	48,50,52
250 SX 250	93-16	520RX3 116	13 52	1248 K 1248 KC	11-15 12-14	897 EC 897 PX 897 ESM 897 C	46-53 48-52 36-45 38,40,42,48,50,52 <i>Orange, Black, Blue 48-52 Pro-Extreme Gold, Orange, Blue</i>
250 SX 250	2017	520RX3 118	14 50	1248 K 1248 KC	11-15 12-14	897 EC 897 PX 897 ESM 897 C	46-53 48-52 36-45 38,40,42,48,50,52 <i>Orange, Black, Blue 48-52 Pro-Extreme Gold, Orange, Blue</i>
250 SX-F 250	06-15	520RX3 116	13 48	1248 K 1248 KC	11-15 12-14	897 EC 897 PX 897 ESM 897 C	46-53 48-52 36-45 38,40,42,48,50,52 <i>Orange, Black, Blue 48-52 Pro-Extreme Gold, Orange, Blue</i>
250 SX-F 250	2017	520RX3 118	14 52	1248 K 1248 KC	11-15 12-14	897 EC 897 PX 897 ESM 897 C	46-53 48-52 36-45 38,40,42,48,50,52 <i>Orange, Black, Blue 48-52 Pro-Extreme Gold, Orange, Blue</i>
250 XC 250	07-09	520XMO 114	14 50	1248 K 1248 KC	11-15 12-14	897 EC 897 PX 897 ESM 897 C	46-53 48-52 36-45 38,40,42,48,50,52 <i>Orange, Black, Blue 48-52 Pro-Extreme Gold, Orange, Blue</i>
250 XC-W 250 (E)	08-09	520XMO 114	13 50	1248 K 1248 KC	11-15 12-14	897 EC 897 PX 897 ESM 897 C	46-53 48-52 36-45 38,40,42,48,50,52 <i>Orange, Black, Blue 48-52 Pro-Extreme Gold, Orange, Blue</i>

KTM cont'd

250 XC-F 250 / XCF-W 250	07-09	520MXU 118	13 48	1248 K	11-15	897 EC	46-53	<i>Orange, Black, Blue 48-52</i>
--------------------------	-------	------------	-------	--------	-------	--------	-------	----------------------------------

Make and Model	year	 chain	OE number of teeth	 front sprocket		 rear sprocket			
				p/n	teeth	p/n	teeth		
				<i>update 27 January 2017</i>					
				1248 KC	12-14	897 PX 897 ESM 897 C	48-52 36-45 38,40,42,48,50,52	<i>Pro-Extreme Gold, Orange, Blue</i>	
300	EXC 300 / EXC-W 300	95-04	520SO	116	14 50	1248 K 1248 KC	11-15 12-14	897 EC 897 PX 897 C 46-53 48-52 38,40,42,48,50,52	<i>Orange, Black, Blue 48-52 Pro-Extreme Gold, Orange, Blue</i>
300	EXC 300/ EXC-W 300	05-08	520ZRE	116	13 50	1248 K 1248 KC	11-15 12-14	897 EC 897 PX 897 C 46-53 48-52 38,40,42,48,50,52	<i>Orange, Black, Blue 48-52 Pro-Extreme Gold, Orange, Blue</i>
300	EXC 300 / EXC-W 300	09-15	520ZRE	116	13 50	1248 K 1248 KC	11-15 12-14	897 EC 897 PX 897 C 46-53 48-52 38,40,42,48,50,52	<i>Orange, Black, Blue 48-52 Pro-Extreme Gold, Orange, Blue</i>
300	EXC 300 / EXC-W 300	16-17	520MXU	118	14 50	1248 K 1248 KC	11-15 12-14	897 EC 897 PX 897 C 46-53 48-52 38,40,42,48,50,52	<i>Orange, Black, Blue 48-52 Pro-Extreme Gold, Orange, Blue</i>
300	SX 300	93-95	520RX3	118	14 52	1248 K 1248 KC	11-15 12-14	897 EC 897 PX 897 C 46-53 48-52 38,40,42,48,50,52	<i>Orange, Black, Blue 48-52 Pro-Extreme Gold, Orange, Blue</i>
300	XC300	08-09	520ZRE		14 50	1248 K 1248 KC	11-15 12-14	897 EC 897 PX 897 C 46-53 48-52 38,40,42,48,50,52	<i>Orange, Black, Blue 48-52 Pro-Extreme Gold, Orange, Blue</i>
350	EXC-F 250 , EXCF-W 250	11-16	520MXU	118	13 50	1248 K 1248 KC	11-15 12-14	897 EC 897 PX 897 ESM 897 C 46-53 48-52 36-45 38,40,42,48,50,52	<i>Orange, Black, Blue 48-52 Pro-Extreme Gold, Orange, Blue</i>
350	EXC-F 250 , EXCF-W 250	2017	520MXU	118	14 52	1248 K 1248 KC	11-15 12-14	897 EC 897 PX 897 ESM 897 C 46-53 48-52 36-45 38,40,42,48,50,52	<i>Orange, Black, Blue 48-52 Pro-Extreme Gold, Orange, Blue</i>
350	Freeride	12-17	520MXU	118	11 48	1248 K 1248 KC	11-15 12-14	2155 C 2155 EC 46 46-49	
350	GS 350	81-84	520ZRE	118	14 52	1248 K 1248 KC	11-15 12-14	896 E 48,50,52	
350	GS 350	85-90	520ZRE	118	14 50	1248 K 1248 KC	11-15 12-14	896 E 48,50,52	
350	SX-F 350	10-12	520RX3	118	14 50	1248 K 1248 KC	11-15 12-14	897 EC 897 PX 897 C 46-53 48-52 38,40,42,48,50,52	<i>Orange, Black, Blue 48-52 Pro-Extreme Gold, Orange, Blue</i>
350	SX-F 350	13-17	520RX3	118	14 50	1248 K 1248 KC	11-15 12-14	897 EC 897 PX 897 C 46-53 48-52 38,40,42,48,50,52	<i>Orange, Black, Blue 48-52 Pro-Extreme Gold, Orange, Blue</i>
350	350 LC4	1993	520ZRE	118	15 50	1248 K 4021 KC	11-15 13-15	897 EC 897 PX 897 C 46-53 48-52 38,40,42,48,50,52	<i>Orange, Black, Blue 48-52 Pro-Extreme Gold, Orange, Blue</i>
360	EXC 360	95-97	520ZRE	118	14 50	1248 K 1248 KC	11-15 12-14	897 EC 897 PX 46-53 48-52	<i>Orange, Black, Blue 48-52 Pro-Extreme Gold, Orange, Blue</i>
380	EXC 380, SX-F 380	98-02	520ZRE	118	14 50	1248 K 1248 KC	11-15 12-14	897 EC 897 PX 897 ESM 897 C 46-53 48-52 36-45 38,40,42,48,50,52	<i>Orange, Black, Blue 48-52 Pro-Extreme Gold, Orange, Blue</i>
390	Duke 390	2013	520ZRE	118	15 45	4110 K 4110 KA	14-15 15,00	2034 C 39,41,44,45	
390	Duke 390 4 bolt holes - 4 fori di fissaggio	14-15	520ZRE	118	15 45	4110 K	14-15	2034 C	39,41,44,45
390	Duke 390 6 bolt holes - 6 fori di fissaggio	14-15	520ZRE	118	15 45	4110 K	15,00	2150 C	42
390	RC 390 4 bolt holes - 4 fori di fissaggio	14-15	520ZRE	118	15 45	4110 K	14-15	2034 C	39,41,44,45
390	RC 390 6 bolt holes - 6 fori di fissaggio	14-15	520ZRE	118	15 45	4110 K	15,00	2150 C	42
400	Duke 400	94-96	520ZRE	118	16 42	4021 K 4021 KC	13-17 13-15	897 C 897 ESM 36-45	38,40,42,48,50,52
400	EGS - LSE	97-98	520ZRE	118	15 45	4021 K 4021 KC	13-17 13-15	897 ESM 897 EC 897 C 36-45 46-53 38,40,42,48,50,52	<i>Orange, Black, Blue 48-52</i>
400	EXC 400	98-07	520ZRE 520SO	118 118	14 50	1248 K 1248 KC	11-15 12-14	897 EC 897 PX 897 ESM 897 C 46-53 48-52 36-45 38,40,42,48,50,52	<i>Orange, Black, Blue 48-52 Pro-Extreme Gold, Orange, Blue</i>
400	EXC 400 / EXC-W 400	09-11	520ZRE	118	13 52	1248 K 1248 KC	11-15 12-14	897 EC 897 PX 897 ESM 897 C 46-53 48-52 36-45 38,40,42,48,50,52	<i>Orange, Black, Blue 48-52 Pro-Extreme Gold, Orange, Blue</i>
400	SC 400	96-99	520ZRE	118	14 50	1248 K 1248 KC	11-15 12-14	897 EC 897 PX 897 ESM 897 C 46-53 48-52 36-45 38,40,42,48,50,52	<i>Orange, Black, Blue 48-52 Pro-Extreme Gold, Orange, Blue</i>
400	SX 400	2002	520RX3	116	14 50	1248 K 1248 KC	11-15 12-14	897 EC 897 PX 897 ESM 897 C 48-52 48-52 36-45 38,40,42,48,50,52	<i>Orange, Black, Blue 48-52 Pro-Extreme Gold, Orange, Blue</i>
450	EXC 450	03-08	520ZRE	114	14 50	1248 K 1248 KC	11-15 12-14	897 EC 897 ESM 897 C 46-53 36-45 38,40,42,48,50,52	<i>Orange, Black, Blue 48-52</i>
450	EXC-F 450 / EXC-W 450	09-15	520ZRE	116	13 52	1248 K 1248 KC	11-15 12-14	897 EC 897 PX 897 ESM 897 C 46-53 48-52 36-45 38,40,42,48,50,52	<i>Orange, Black, Blue 48-52 Pro-Extreme Gold, Orange, Blue</i>
450	EXC-F 450 / EXC-W 450	16-17	520ZRE	118	14 52	1248 K 1248 KC	11-15 12-14	897 EC 897 PX 897 ESM 897 C 46-53 48-52 36-45 38,40,42,48,50,52	<i>Orange, Black, Blue 48-52 Pro-Extreme Gold, Orange, Blue</i>
450	SMR 450	04-07	520ZRE	120	14 45	1248 K 1248 KC	11-15 12-14	897 EC 897 ESM 897 C 46-53 36-45 38,40,42,48,50,52	<i>Orange, Black, Blue 48-52</i>
450	SMR 450	08-12	520ZRE	118	14 52	1248 K 1248 KC	11-15 12-14	897 EC 897 PX 46-53 48-52	<i>Orange, Black, Blue 48-52 Pro-Extreme Gold, Orange, Blue</i>

Make and Model	year	 chain	OE number of teeth	 front sprocket		 rear sprocket				
				p/n	teeth	p/n	teeth			
								<i>update 27 January 2017</i>		
						897 ESM	36-45			
						897 C	38,40,42,48,50,52			
KTM cont'd										
450	SX-F450	02-05	520ZRE	114	14 50	1248 K 1248 KC	11-15 12-14	897 EC 897 PX 897 ESM	46-53 48-52 36-45	Orange, Black, Blue 48-52 Pro-Extreme Gold, Orange, Blue
450	SX-F 450	06-12	520ZRE	116	14 52	1248 K 1248 KC	11-15 12-14	897 EC 897 PX 897 ESM 897 C	46-53 48-52 36-45 38,40,42,48,50,52	Orange, Black, Blue 48-52 Pro-Extreme Gold, Orange, Blue
450	SX-F 450	13-15	520ZRE	116	13 50	1248 K 1248 KC	11-15 12-14	897 EC 897 PX 897 ESM 897 C	46-53 48-52 36-45 38,40,42,48,50,52	Orange, Black, Blue 48-52 Pro-Extreme Gold, Orange, Blue
450	SX-F 450	16-17	520ZRE	118	13 48	1248 K 1248 KC	11-15 12-14	897 EC 897 PX 897 ESM 897 C	46-53 48-52 36-45 38,40,42,48,50,52	Orange, Black, Blue 48-52 Pro-Extreme Gold, Orange, Blue
500	EXC 500	99-	520ZRE	118	14 48	4021 K 4021 KC	13-17 13-15	897 EC 897 PX 897 ESM 897 C	46-53 48-52 36-45 38,40,42,48,50,52	Orange, Black, Blue 48-52 Pro-Extreme Gold, Orange, Blue
500	EXC-F 500	16-17	520ZRE	118	14 50	4021 K 4021 KC	13-17 13-15	897 EC 897 PX 897 ESM 897 C	46-53 48-52 36-45 38,40,42,48,50,52	Orange, Black, Blue 48-52 Pro-Extreme Gold, Orange, Blue
500	GS 500	81-84	520ZRE	118	14 52	1248 K 1248 KC	11-15 12-14	897 EC 897 PX 897 C	46-53 48-52 38,40,42,48,50,52	Orange, Black, Blue 48-52 Pro-Extreme Gold, Orange, Blue
500	MX 500	85-93	520ZRE	118	13 52	1248 K 1248 KC	11-15 12-14	897 EC 897 PX 897 C	46-53 48-52 38,40,42,48,50,52	Orange, Black, Blue 48-52 Pro-Extreme Gold, Orange, Blue
500	SX 500	94-96	520ZRE	118	14 50	1248 K 1248 KC	11-15 12-14	897 EC 897 PX 897 C	46-53 48-52 38,40,42,48,50,52	Orange, Black, Blue 48-52 Pro-Extreme Gold, Orange, Blue
505	SX-F 505	08-09	520ZRE	118	14 52	1248 K 1248 KC	11-15 12-14	897 EC 897 PX 897 ESM 897 C	46-53 48-52 36-45 38,40,42,48,50,52	Orange, Black, Blue 48-52 Pro-Extreme Gold, Orange, Blue
505	XC-F 505	08-09	520ZRE	116	14 52	1248 K 1248 KC	11-15 12-14	897 EC 897 PX 897 ESM 897 C	46-53 48-52 36-45 38,40,42,48,50,52	Orange, Black, Blue 48-52 Pro-Extreme Gold, Orange, Blue
520	EXC-F 505	99-02	520ZRE	118	14 48	1248 K 1248 KC	11-15 12-14	897 EC 897 PX 897 ESM 897 C	46-53 48-52 36-45 38,40,42,48,50,52	Orange, Black, Blue 48-52 Pro-Extreme Gold, Orange, Blue
520	SX-F 520	00-04	520ZRE	118	14 48	1248 K 1248 KC	11-15 12-14	897 EC 897 PX 897 ESM 897 C	46-53 48-52 36-45 38,40,42,48,50,52	Orange, Black, Blue 48-52 Pro-Extreme Gold, Orange, Blue
525	EX-F 525 Racing	02-04	520ZRE	112	14 50	1248 K 1248 KC	11-15 12-14	897 EC 897 PX 897 ESM 897 C	46-53 48-52 36-45 38,40,42,48,50,52	Orange, Black, Blue 48-52 Pro-Extreme Gold, Orange, Blue
525	MXC-F 525 Desert Racing	02-04	520ZRE	112	14 50	1248 K 1248 KC	11-15 12-14	897 EC 897 PX 897 ESM 897 C	46-53 48-52 36-45 38,40,42,48,50,52	Orange, Black, Blue 48-52 Pro-Extreme Gold, Orange, Blue
525	SMR 525	04-05	520ZRE	114	14 45	1248 K 1248 KC	11-15 12-14	897 EC 897 ESM 897 C	46-53 36-45 38,40,42,48,50,52	Orange, Black, Blue 48-52
525	SX-F 525	02-04	520ZRE	114	14 50	1248 K 1248 KC	11-15 12-14	897 EC 897 PX 897 ESM 897 C	46-53 48-52 36-45 38,40,42,48,50,52	Orange, Black, Blue 48-52 Pro-Extreme Gold, Orange, Blue
530	EXC 530 / EXC-W 530	2009	520ZRE	116	14 50	1248 K 1248 KC	11-15 12-14	897 EC 897 PX 897 ESM 897 C	46-53 48-52 36-45 38,40,42,48,50,52	Orange, Black, Blue 48-52 Pro-Extreme Gold, Orange, Blue
530	EXC 530 / EXC-W 530	10-12	520ZRE	116	13 50	1248 K 1248 KC	11-15 12-14	897 EC 897 PX 897 ESM 897 C	46-53 48-52 36-45 38,40,42,48,50,52	Orange, Black, Blue 48-52 Pro-Extreme Gold, Orange, Blue
560	SMR 560	06-07	520ZRE	120	14 45	1248 K 1248 KC	11-15 12-14	897 EC 897 ESM 897 C	46-53 36-45 38,40,42,48,50,52	
600	GS LC4	-92	520ZRE	116	13 50	4021 K	13-17	896 E	48,50,52	
600	MX LC4	88-90	520ZRE	116	13 50	4021 K	13-17	896 E	48,50,52	
600	MX LC4	91-94	520ZRE	116	15 50	4021 K	13-17	896 E	48,50,52	
620	EGS 620	96-98	520ZRE	118	16 40	4021 K	13-17	897 ESM	36-45	
620	LSE 620	97-98				4021 KC	13-15	897 C	38,40,42,48,50,52	
620	EGS Adventure	1998	520ZRE	118	17 45	4021 K 4021 KC	13-17 13-15	897 ESM 897 EC 897 C	36-45 46-53 38,40,42,48,50,52	Orange, Black, Blue 48-52
620	EXC, EGS	1994	520ZRE	116	15 50	4021 K 4021 KC	13-17 13-15	897 EC 897 PX 897 C	46-53 48-52 38,40,42,48,50,52	Orange, Black, Blue 48-52 Pro-Extreme Gold, Orange, Blue
620	GS Duke	94-98	520ZRE	118	17 38	4021 K 4021 KC	13-17 13-15	897 ESM 897 C	36-45 38,40,42,48,50,52	
620	GS Duke II	99-00	520ZRE	118	17 38	4021 K 4021 KC	13-17 13-15	897 ESM 897 C	36-45 38,40,42,48,50,52	
620	620 SX LC4	95-98	520ZRE	118	15 50	4021 K 4021 KC	13-17 13-15	897 EC 897 PX	46-53 48-52	Orange, Black, Blue 48-52 Pro-Extreme Gold, Orange, Blue

Make and Model	year	chain	OE number of teeth	front sprocket		rear sprocket	
				p/n	teeth	p/n	teeth

update 27 January 2017

								897 C	38,40,42,48,50,52	
625	625 LC4 SM - 625 sc LC4	2004	520ZRE	114	16 38	4021 K	13-17	897 ESM	36-45	
						4021 KC	13-15	897 C	38,40,42,48,50,52	
625	625 SMC 4T	05-06	520ZRE	118	17 40	4021 K	13-17	897 ESM	36-45	
						4021 KC	13-15	897 C	38,40,42,48,50,52	
KTM cont'd										
625	625 SXC	02-	520ZRE	110	14 50	4021 K	13-17	897 EC	46-53	Orange, Black, Blue 48-52
						4021 KC	13-15	897 PX	48-52	Pro-Extreme Gold, Orange, Blue
								897 ESM	36-45	
								897 C	38,40,42,48,50,52	
640	640 DUKE	01-	520ZRE	106	17 38	4021 K	13-17	897 ESM	36-45	
						4021 KC	13-15	897 C	38,40,42,48,50,52	
640	640 LC4 Adventure	2000	520ZRE	118	16 42	4021 K	13-17	897 C	38,40,42,48,50,52	
	640 LC4 Enduro					4021 KC	13-15	897 ESM	36-45	
640	640 LC4 Supermoto	99-04	520ZRE	118	17 40	4021 K	13-17	897 ESM	36-45	
						4021 KC	13-15	897 C	38,40,42,48,50,52	
660	660 Rallye	01-	520ZRE	118	16 44	4021 K	13-17	897 ESM	36-45	
						4021 KC	13-15	897 EC	46-53	Orange, Black, Blue 48-52
								897 C	38,40,42,48,50,52	
660	660 SMC - 660 SXC	01-	520ZRE	108	16 38	4021 K	13-17	897 ESM	36-45	
						4021 KC	13-15	897 C	38,40,42,48,50,52	
690	690 Duke III, 690 SM, 690 SM GP	07-09	520ZRE	118	17 40	4021 K	13-17	897 ESM	36-45	
						4021 KC	13-15	897 C	38,40,42,48,50,52	
690	690 Duke , 690 Duke R	08-17	520ZRE	118	16 40	4021 K	13-17	897 ESM	36-45	
						4021 KC	13-15	897 C	38,40,42,48,50,52	
690	690 Supermoto R	08-09	520ZRE	118	16 40	4021 K	13-17	897 ESM	36-45	
						4021 KC	13-15	897 C	38,40,42,48,50,52	
690	690 Enduro, 690 Enduro R	08-17	520ZRE	120	15 45	4021 K	13-17	897 ESM	36-45	
						4021 KC	13-15	897 C	38,40,42,48,50,52	
690	690 SM	2007	520ZRE	120	15 40	4021 K	13-17	897 ESM	36-45	
						4021 KC	13-15	897 C	38,40,42,48,50,52	
690	690 SM	08-09	520ZRE	120	17 41	4021 K	13-17	897 ESM	36-45	
						4021 KC	13-15	897 C	38,40,42,48,50,52	
690	690 SMC, 690 SMC-R	08-17	520ZRE	118	16 42	4021 K	13-17	897 ESM	36-45	
						4021 KC	13-15	897 C	38,40,42,48,50,52	
950	950 Adventure, S	03-05	525ZRP	118	17 42	4059 K	16.17	2093 C	42	
950	950 Super Enduro, R	07-08	525ZRP	118	17 45	4059 K	16.17	2093 C	42	
950	950 SM, 950 SM-GP	06-08	525ZRP	118	17 41	4059 K	16.17	2104 C	37-41	
								2104 THF	38,39,40	Long Lasting
950	950 SM, 950 SM-GP #520	06-08	520ZRP	118	17 41	4059 KM	16.17	2104 EMD	36-40	Hard Anodized
990	990 Adventure, 990 Adventure R	06-12	525ZRP	118	17 42	4059 K	16.17	2093 C	42	
990	990 Duke, 990 Super Duke, 990 S.Duke R	06-12	525ZRP	108	17 38	4059 K	16.17	2104 C	37-41	
								2104 THF	38,39,40	Long Lasting
990	990 Duke, SD, SD-R #520	06-12	520ZRP	108	17 38	4059 KM	16.17	2104 EMD	36-40	Hard Anodized
990	990 Supermoto, 990 Supermoto R, T	09-10	525ZRP	118	17 41	4059 K	16.17	2104 C	37-41	
								2104 THF	38,39,40	Long Lasting
990	990 SM, SM-R, SM-T #520	09-10	520ZRP	118	17 41	4059 KM	16.17	2104 EMD	36-40	Hard Anodized
1050	1050 Adventure, 1050 Adventure R	2015	525ZRP	118	17 42	4059 K	16.17	2093 C	42	
1090	1090 Adventure, 1090 Adventure R	2017	525ZRP	118	17 42	4059 K	16.17	2093 C	42	
1190	1190 Adventure, 1190 Adventure R	13-16	525ZRP	118	17 42	4059 K	16.17	2093 C	42	
1190	1190 RC8	08-11	525ZRP	116	17 37	4059 K	16.17	2104 C	37-41	
								2104 THF	38,39,40	Long Lasting
1190	1190 RC8 #520	08-11	520ZRP	116	17 37	4059 KM	16.17	2104 EMD	36-40	Hard Anodized
1190	1190 RC8	12-15	525ZRP	116	17 38	4059 K	16.17	2104 C	37-41	
								2104 THF	38,39,40	Long Lasting
1190	1190 RC8 #520	12-15	520ZRP	116	17 38	4059 KM	16.17	2104 EMD	36-40	Hard Anodized
1290	1290 Super Adventure	15-17	525ZRP	118	17 42	4059 K	16.17	2093 C	42	
1290	1290 Super Duke, R, GT	13-17	525ZRP	118	17 38	4059 K	16.17			

Kymco

125	Pulsar, Sector	-97	428H	126	15 39	264	14-16	269	34-35,39-43,47-49	
125	Pulsar, Sector	01-05	428H	126	15 39	264	14-16	269	34-35,39-43,47-49	
125	Pulsar II	08-10	428H	126	15 41	264	14-16	269	34-35,39-43,47-49	
125	Sector	97-98	428H	110	15 39	264	14-16	269	34-35,39-43,47-49	
125	Zing, Meteorit	98-	428H	124	16 41	264	14-16	269	34-35,39-43,47-49	

Malaguti





50	Drakon	05-08	420M		11	4038	10-15			
50	Fifty CX Full, NL	87-92	415H	104	13 32	135	11-13	3	26,28,30,32,34,36,37,40,44,48,50	
50	Fifty Evolution	89-92	415H	124	13 32	135	11-13	3	26,28,30,32,34,36,37,40,44,48,50	
50	Fifty HF NL - Mix - Top	91-93	415H	104	13 32	135	11-13	3	26,28,30,32,34,36,37,40,44,48,50	
50	Fifty Top 3MV - AE	91-98	415H	120	13 37	589	12-15	598	37	
50	MEX-MRX-MDX-MLX	87-91	415H	126	13 48	588	11-15	319	40,42,44,48,50,52	
50	NL	90-98	415H	110	14 34	135	11-13	3	26,28,30,32,34,36,37,40,44,48,50	
50	XSM	03-	420M	124	11 45	4038	10-15	2075 C	45,48,50,52,53	
50	XTM	03-	420M	126	11 48	4038	10-15	2075 C	45,48,50,52,53	
125	X3M ENDURO	07>08	428H	124	14 50	263	14-16	2106 E	48,50-52,54,56,58,60,62	
								2106 C	48,50,56	
125	X3M MOTARD	07>08	428H	124	14 48	263	14-16	2106 E	48,50-52,54,56,58,60,62	
								2106 C	48,50,56	

Marchesini wheels

76 x 100 x 5 x 10,5 #520		520				2067 E	36-47			
						2067ED	35-50			Hard Anodized
						2067 EDU-L	37-46			UltraLite
76 x 100 x 5 x 10,5 #525		525				2094 ED	35-47			Hard Anodized
76 x 100 x 5 x 10,5 #530		530				2105 ED	39-47			Hard Anodized

Marvic wheels

80 x 100 x 6 x 10,5 #520		520				2100 E	41-46			
						2100 ED	37-46			Hard Anodized
80 x 100 x 6 x 10,5 #525		525				2140 ED	39-44			Hard Anodized
80 x 100 x 6 x 10,5 #530		530				2141 ED	39-44			Hard Anodized

Make and Model	year	 chain	 OE number of teeth	 front sprocket		 rear sprocket	
				p/n	teeth	p/n	teeth

update 27 January 2017

MBK

50	X Limit	2000	420M	128	12 52	4038	10-15	2078 C	52	
50	X Limit Supermotard	97-98	420M		12	4038	10-15			
50	X Limit Supermotard	99-01	420M		12	4038	10-15			
50	X Limit Supermotard	2002	420M		12	4038	10-15			
50	X Limit Supermotard	03-06	420M	126	11 45	4038	10-15	2075 C	45,48,50,52,53	
50	X Power	96-99	428	130	12 47	4035	11-15	835	45,46,47,48,49,52	
50	X Power #420	96-99	420M	130	12 47	4038	10-15	2051	47	
50	X Power	2004	428	130	12 47	4035	11-15	835	45,46,47,48,49,52	

MFR wheels

76 x 100 x 5 x 10,5 #520		520						2067 E	36-47	
								2067 ED	34-50	Hard Anodized
								2067 EDU-L	37-46	UltraLite
76 x 100 x 5 x 10,5 #525		525						2094 ED	35-47	Hard Anodized
76 x 100 x 5 x 10,5 #530		530						2105 ED	39-47	Hard Anodized

Moto Morini

950	9 1/2	07-09	525ZRP	106	17 40			2128 C	40	
1200	Sport	07-09	525ZRP	106	17 40			2128 C	40	
1200	Corsaro, Rebello, Scrambler	07-12	525ZRP	106	17 40			2128 C	40	
1200	Granpasso	08-12	525ZRP	106	17 40			2128 C	40	

MV Agusta

675	Brutale 675	12-15	520ZRP	112	16 43	4105 KM	15,16,17	2108 EMD	39-46	Hard Anodized
675	F3 675	12-15	520ZRP	112	16 43	4105 KM	15,16,17	2108 EMD	39-46	Hard Anodized
800	Brutale 800, RR, Dragster, Dragster RR	12-15	525ZRP	110	16 41	4105 K	15,16,17	2108 ED	39-43	Hard Anodized
800	Brutale 800, RR, Dragster, Dragster RR #520	12-15	520ZRP	110	16 41	4105 KM	15,16,17	2108 EMD	39-46	Hard Anodized
800	F3 800	13-15	525ZRP	112	17-41	4105 K	15,16,17	2108 ED	39-43	Hard Anodized
800	F3 800 #520	13-15	520ZRP	112	17-41	4105 KM	15,16,17	2108 EMD	39-46	Hard Anodized
800	Rivale 800	13-15	525ZRP	114	16 41	4105 K	15,16,17	2108 ED	39-43	Hard Anodized
800	Rivale 800 #520	13-15	520ZRP	114	16 41	4105 KM	15,16,17	2108 EMD	39-46	Hard Anodized
800	Stradale 800	2015	525ZRP	112	16 41	4105 K	15,16,17	2108 ED	39-43	Hard Anodized
800	Stradale 800 #520	2015	520ZRP	112	16 41	4105 KM	15,16,17	2108 EMD	39-46	Hard Anodized
800	Turismo Veloce 800	14-15	525ZRP	112	16 41	4105 K	15,16,17	2108 ED	39-43	Hard Anodized
800	Turismo Veloce 800 #520	14-15	520ZRP	112	16 41	4105 KM	15,16,17	2108 EMD	39-46	Hard Anodized
910	Brutale 910	05-08	525ZRP	110	15 43	4069 K	14,15	2108 ED	39-43	Hard Anodized
910	Brutale 910 #520	05-08	520ZRP	110	15 43	4069 KM	14-17	2108 EMD	39-46	Hard Anodized
920	Brutale 920 R	09-15	525ZRP	110	15 43	4069 K	14,15	2108 ED	39-43	Hard Anodized
920	Brutale 920 R #520	09-15	520ZRP	110	15 43	4069 KM	14-17	2108 EMD	39-46	Hard Anodized
990	Brutale 989 R, 990 R	07-14	525ZRP	110	15 43	4069 K	14,15	2108 ED	39-43	Hard Anodized
990	Brutale 989 R, 990 R #520	07-14	520ZRP	110	15 43	4069 KM	14-17	2108 EMD	39-46	Hard Anodized
1000	F4 R	06-08	525ZRP	110	15 40	4069 K	14,15	2108 ED	39-43	Hard Anodized
1000	F4 R #520	06-08	520ZRP	110	15 40	4069 KM	14-17	2108 EMD	39-46	Hard Anodized
1000	F4 RR 312R	07-10	525ZRP	108	15 40	4069 K	14,15	2108 ED	39-43	Hard Anodized
1000	F4 RR 312R #520	07-10	520ZRP	108	15 40	4069 KM	14-17	2108 EMD	39-46	Hard Anodized
1000	F4	04-06	525ZRP	108	15 40	4069 K	14,15	2108 ED	39-43	Hard Anodized
1000	F4 #520	04-06	520ZRP	108	15 40	4069 KM	14-17	2108 EMD	39-46	Hard Anodized
1000	F4 1000 C	07-08	525ZRP	108	15 39	4069 K	14,15	2108 ED	39-43	Hard Anodized
1000	F41000 C #520	07-08	520ZRP	108	15 39	4069 KM	14-17	2108 EMD	39-46	Hard Anodized
1000	F4 1000 Veltro, GP	2008	525ZRP	108	15 40	4069 K	14,15	2108 ED	39-43	Hard Anodized
1000	F41000 Veltro,GP #520	2008	520ZRP	108	15 40	4069 KM	14-17	2108 EMD	39-46	Hard Anodized
1078	Brutale 1078 R	07-10	525ZRP	110	15 43	4069 K	14,15	2108 ED	39-43	Hard Anodized
1078	Brutale 1078 R #520	07-10	520ZRP	110	15 43	4069 KM	14-17	2108 EMD	39-46	Hard Anodized
1078	F4	08-11	525ZRP	110	15 41	4069 K	14,15	2108 ED	39-43	Hard Anodized
1078	F4 #520	08-11	520ZRP	110	15 41	4069 KM	14-17	2108 EMD	39-46	Hard Anodized
1090	Brutale 1090 R	09-15	525ZRP	110	15 41	4069 K	14,15	2108 ED	39-43	Hard Anodized
1090	Brutale 1090 R #520	09-15	520ZRP	110	15 41	4069 KM	14-17	2108 EMD	39-46	Hard Anodized
1090	Brutale 1090 RR, Corsa	09-15	525ZRP	110	15 43	4069 K	14,15	2108 ED	39-43	Hard Anodized
1090	Brutale 1090 RR, Corsa #520	09-15	520ZRP	110	15 43	4069 KM	14-17	2108 EMD	39-46	Hard Anodized

MZ

125	RT (Spokewheels)	2003	428H	126	16 49	558	13-18	nd		
125	SM-C	03-04	428H	132	16 49	558	13-18	nd		
600	Sport Cup	97-98	520ZRE	108	15 39	577 K	14,15,16	18 C	38,39,43,45,46	
660	Bagheera	97-03	520ZRE	116	15 45	577 K	14,15,16	857 C	38-42,45-47,50	
660	Mastiff	97-99	520ZRE	116	15 45	577 K	14,15,16	857 C	38-42,45-47,50	
660	Skorpion Sport	97-98	520ZRE	116	15 39	577 K	14,15,16	18 C	38,39,43,45,46	
660	Skorpion Tour	97-98	520ZRE	110	15 43	577 K	14,15,16	18 C	38,39,43,45,46	
660	Skorpion Traveller	97-98	520ZRE	108	15 39	577 K	14,15,16	18 C	38,39,43,45,46	

OZ wheels




57 x 81 x 3 x 10,5 #415		415							32-47	Hard Anodized
60 x 86 x 3 x 10,5 #415		415						2139 ED	36-42	Hard Anodized
76 x 100 x 5 x 10,5 #520		520						2067 E	36-47	
								2067 ED	35-50	Hard Anodized
								2067 EDU-L	37-46	UltraLite
76 x 100 x 5 x 10,5 #525		525						2094 ED	35-47	Hard Anodized
76 x 100 x 5 x 10,5 #530		530						2105 ED	39-47	Hard Anodized

Peugeot

50	XP6, XP SM	99-01	420M	126	12 52	4038	10-15	2076 C	47	
50	XP LC	87-90	428	136	16 48	364	16.17	357	48	
50	XP 6	98-06	420M	126	12 52	4038	10-15	2075 C	45,48,50,52,53	
50	XP 6 END, XP 6D END, XP6 SM,	04-09	420M	126	11 52	4038	10-15	2075 C	45,48,50,52,53	
50	XP 6 SM	02-03	420M	126	12 52	4038	10-15	2075 C	45,48,50,52,53	
50	XP S Street SM	04-09	420M	126	11 52	4038	10-15	2059	52	
50	XP S 50 T	04-06	420M		12	4038	10-15			
50	XR 6	01-06	420M	128	12 52	4038	10-15	2123 C	51	

Polaris

250	Trial Blazer	00-03	GB520EXW	76	11 36	4061 K	12,13	2098 C	36,38,40	
250	Xplorer	01-02	GB520EXW	80	12 42	4061 K	12,13	2098 C	36,38,40	
330	Trial Blazer 2x4	08-09	GB520EXW	78	11 40	4061 K	12,13	2098 C	36,38,40	

Make and Model	year	 chain	OE number of teeth	 front sprocket		 rear sprocket	
				p/n	teeth	p/n	teeth

update 27 January 2017

330	Trial Boss 2x4	03-09	GB520EXW	78	11 40	4061 K	12.13	2098 C	36,38,40
400	Scrambler	2000	GB520EXW	84	13 36	4061 K	12.13	2098 C	36,38,40
400	Trial Blazer	03-	GB520EXW	76	13 36	4061 K	12.13	2098 C	36,38,40
425	Magnum 2X4	95-98	GB520EXW	86	12 38	4061 K	12.13	2098 C	36,38,40
500	Scrambler	00-09	GB520EXW	84	13 36	4061 K	12.13	2098 C	36,38,40

PVM wheels

80 x 100 x 5 x 10,5 #520	520					2147 ED	38-45	Hard Anodized
--------------------------	-----	--	--	--	--	---------	-------	----------------------

Polini





65	XP 65	07-08	420RX3			4051	11-14	2121 E	34,36,38,40
110	XP4 Minimoto	05-06	420RX3			12 42	4051	11-14	2121 E





Sherco





250	SE 2.5 i, SE 2.5 ir	2012	520ZRE	114	14 48			1509 EC 1509 PX 1509 ESM	47-53 48-52 38-46	Black 48-52 Pro-Extreme Red, Blue
300	SE 3.0 i, SE 3.0 i FR	2012	520ZRE	114	14 48			1509 EC 1509 PX 1509 ESM	47-53 48-52 38-46	Black 48-52 Pro-Extreme Red, Blue
450	SE 4.5 i R	2012	520ZRE	116	14 48			1509 EC 1509 PX 1509 ESM	47-53 48-52 38-46	Black 48-52 Pro-Extreme Red, Blue
510	SE 5.1 i R	2012	520ZRE	116	14 48			1509 EC 1509 PX 1509 ESM	47-53 48-52 38-46	Black 48-52 Pro-Extreme Red, Blue

Suzuki

50	APX 50 ER	85-89	420M	114	12 49	429	12.14	801	38,43,46,47,49,51,54	
50	GT 50 K	77-80	420M	112	12 46	562	10-16	801	38,43,46,47,49,51,54	
50	OR 50 ET	1980	420M	98	13 43	562	10-16	801	38,43,46,47,49,51,54	
50	RMX 50	96-98	420RX3	130	12 50	413	12.00	2037	50	
50	TS 50 ERK	80-84	420M	114	12 49	562	10-16	801	38,43,46,47,49,51,54	
50	TS 50 W	83-93	420M	120	12 46	413	12	801	38,43,46,47,49,51,54	
50	TS 50 X	90-93	420M	130	12 51	429	12.14	801	38,43,46,47,49,51,54	
50	TS 50 XK	84-98	420M	126	12 51	413	12	801	38,43,46,47,49,51,54	
50	TV 50	94-95	420M	116	12 43	413	12	801	38,43,46,47,49,51,54	
50	ZR 50 SK	83-90	420M	112	11 46	562	10-16	801	38,43,46,47,49,51,54	
60	RM 60	03-04	420RX3	104	13 44	560 560 KC	12-16 13.14	464 E	44	
65	RM 65	03-07	420RX3	112	13 47	560 560 KC	12-16 13.14	2101 E	46-52	
65	RM 65 #428	03-07	428RX3	112	13 47	555	14.15	2143 E	47	
80	RG 80 Gamma	85-94	428	130	15 49	425	14-16	810	41-43,47,48,49,51	
80	RM 80	89-01	428RX3	118	14 48	416 K	12-16	2066 E	47-53	
80	RM 80 Big Wheels	89-01	428RX3	118	13 48	416 K	12-16	2066 E	47-53	
80	TS 80 ER	81-82	428	114	14 42	428	14.15	802	42	
80	TS 80 X	84-87	428	120	14 42	425	14-16	802	42	
85	RM 85	02-08	428RX3 428H	118 118	14 47	416 K	12-16	2066 E	47-53	
85	RM 85	09-16	428RX3	122	12 50	416 K	12-16	2066 E	47-53	
85	RM 85 Big Wheels 19/16	04-15	428RX3	118	13 47	416 K	12-16	2066 E	47-53	
100	RM 100	03-04	420RX3	124	13 51	560 560 KC	12-16 13.14	2065 E 2065 C	47-53 50	
100	TS 100 ERN	80-82	428H	114	14 44	416 K	12-16	809	45	
100	DRZ 100	03-04	420M	86	14 33	249	13,14,16	801	38,43,46,47,49,51,54	
125	DR 125 S / SE	85-99	428H 428	134 134	16 53	409 K	16	809	45	
125	GN 125	91-98	428H 428	114 114	14 41	426	14.15	810	41-43,47-49,51	
125	GN 125 E/R	91-98	428H 428	114 114	14 42	426	14.15	810	41-43,47-49,51	
125	GN 125 W	97-98	428H	124	14 41	4037 K	14.15	810	41-43,47-49,51	
125	GP 125	80-95	428H	118	15 41	416 K	12-16	810	41-43,47-49,51	
125	GS 125 Z/D-ESZ	83-97	428H 428	116 116	14 43	426	14.15	810	41-43,47-49,51	
125	GZ 125 Marauder	98-11	428H 428	132 132	15 45	4037 K	14.15	2052	45	
125	RG 125 U Gamma	86-92	428H	128	15 42	416 K	12-16	810	41-43,47,48,49,51	
125	RG 125 F Gamma	92-96	428H	130	16 47	425	14-16	2012	48	
125	RM 125	83-87	520RX3	114	12 51	427 K 427 KC	11-14 12.13	808 EC 808 PX	47-52 48-51	Black, Red 48-51 Pro-Extreme Gold
125	RM 125	88-91	520RX3	114	13 51	427 K 427 KC	11-14 12.13	808 EC 808 PX	47-52 48-51	Black, Red 48-51 Pro-Extreme Gold
125	RM 125	92-96	520RX3	114	12 49	427 K 427 KC	11-14 12.13	808 EC 808 PX	47-52 48-51	Black, Red 48-51 Pro-Extreme Gold
125	RM 125	97-99	520RX3	114	12 50	427 K 427 KC	11-14 12.13	808 EC 808 PX	47-52 48-51	Black, Red 48-51 Pro-Extreme Gold
125	RM 125	00-04	520RX3	114	12 49	427 K 427 KC	11-14 12.13	808 EC 808 PX 808 ESM	47-52 48-51 41-46	Black, Red 48-51 Pro-Extreme Gold
125	RM 125	2005	520RX3	114	12 50	427 K 427 KC	11-14 12.13	808 EC 808 PX 808 ESM	47-52 48-51 41-46	Black, Red 48-51 Pro-Extreme Gold
125	RM 125	06-09	520RX3	114	12 51	427 K 427 KC	11-14 12.13	808 EC 808 PX 808 ESM	47-52 48-51 41-46	Black, Red 48-51 Pro-Extreme Gold
125	RV125 VAN VAN	03-08	428H	134	15 51	425	14-16	2133	51	
125	RV125 VAN VAN	09-15	428H	134	15 49	425	14-16	2123	49	
125	TS 125 ERN-ERT-ERX	80-85	428H	118	15 44	416 K	12-16	809	45	
125	TS 125	90-96	428H	130	15 50	425	14-16	805	46	

Make and Model	year	 chain	 OE number of teeth	 front sprocket		 rear sprocket			
				p/n	teeth	p/n	teeth		
<i>update 27 January 2017</i>									
125	TS 125 X	84-91	428H 126	14 50	416 K	12-16	805	46	
125	VL 125 Intruder	00-07	428H 142 428 142	14 56	4037 K	14.15	2012	48	
250	DR 250	88-89	520XMO 110	15 48	434 K	15.16	825 C	37	
250	DR 250	90-93	520XMO 112	13 49	432 K 432 KA 432 KC	11-15 15.00 13-15	808 EC 808 PX 808 ESM 808 C	47-52 48-51 41-46 41,43,44	Black, Red 48-51 Pro-Extreme Gold
250	DRZ 250	01-04	520SO 112	13 49	432 K 432 KA 432 KC	11-15 15.00 13-15	808 EC 808 PX 808 ESM 808 C	47-52 48-51 41-46 41,43,44	Black, Red 48-51 Pro-Extreme Gold
250	GN 250	82-98	520H 100 520 100	15 41	434 K	15.16	819 C	41	
250	GT 250 X 7	79-85	520H 102	15 41	430 K	15	819 C	41	
250	GZ 250 Marauder	99-09	520H 110 520 110	15 41	434 K	15.16	819 C	41	
Suzuki cont'd									
250	RG 250 Gamma	85-88	520H 110	14 39	436 K	14.00	819 C	41	
250	RGV 250	89-90	520XMO 114 520SO 114	15 46	565 K	11-16	817 C	46	
250	RGV 250	91-96	520SO 114	14 43	565 K	11-16	822 C	41	
250	RM 250	86-88	520RX3 116	14 51	432 K 432 KA 432 KC	11-15 15.00 13-15	808 EC 808 PX 808 ESM	47-52 48-51 41-46	Black, Red 48-51 Pro-Extreme Gold
250	RM 250	89-96	520RX3 114	13 49	432 K 432 KA 432 KC	11-15 15.00 13-15	808 EC 808 PX 808 ESM	47-52 48-51 41-46	Black, Red 48-51 Pro-Extreme Gold Pro-Extreme Gold
250	RM 250	97-00	520RX3 114	13 50	432 K 432 KA 432 KC	11-15 15.00 13-15	808 EC 808 PX 808 ESM	47-52 48-51 41-46	Black, Red 48-51 Pro-Extreme Gold
250	RM 250	01-03	520RX3 114	13 49	432 K 432 KC 432 KA	11-15 13-15 15.00	808 EC 808 PX 808 ESM	47-52 48-51 41-46	Black, Red 48-51 Pro-Extreme Gold
250	RM 250	04-09	520RX3 114	13 50	432 K 432 KA 432 KC	11-15 15.00 13-15	808 EC 808 PX 808 ESM	47-52 48-51 41-46	Black, Red 48-51 Pro-Extreme Gold
250	RMX 250	89-00	520RX3 114	13 50	432 K 432 KA 432 KC	11-15 15.00 13-15	808 EC 808 PX 808 ESM	47-52 48-51 41-46	Black, Red 48-51 Pro-Extreme Gold
250	RM-Z 250	04-06	520RX3 114	13 48	4062 K 4062 KC	12-14 12-14	460 EC 460 PX 460 ESM	47-53 48-51 42-46	Green, Black 48-52, Blue 48-50 Pro-Extreme Green
250	RM-Z 250	07-09	520RX3 112	12 48	427 K 427 KC	11-14 12.13	808 EC 808 PX 808 ESM 808 C	47-52 48-51 41-46 41,43,44	Black, Red 48-51 Pro-Extreme Gold
250	RM-Z 250	10-12	520RX3 114	13 49	427 K 427 KC	11-14 12.13	808 EC 808 PX 808 ESM 808 C	47-52 48-51 41-46 41,43,44	Black, Red 48-51 Pro-Extreme Gold
250	RM-Z 250	13-17	520RX3 114	13 49	4104 K 4104 KC	12.13 12.13	808 EC 808 PX 808 ESM 808 C	47-52 48-51 41-46 41,43,44	Black, Red 48-51 Pro-Extreme Gold
250	TS 250 X	85-89	520XMO 112	13 48	432 K 432 KA	11-15 15.00	828 C	42,47,48	
250	TU 250 X	97-00	520SO 100	15 41	434 K	15.16	819 C	41	
250	VL 250 Intruder	00-06	520XMO 114 520SO 114	15 43	434 K	15.16	2062 C	43	
350	DR 350 S	90-93	520XMO 108 520SO 108	14 43	432 K 432 KA 432 KC	11-15 15.00 13-15	822 C	41	
350	DR 350 SE	94-95	520XMO 110	15 41	432 K 432 KA 432 KC	11-15 15.00 13-15	822 C	41	
350	DR 350 SE	97-01	520SO 108	15 43	432 K 432 KA 432 KC	11-15 15.00 13-15	808 C 808 ESM	41,43,44 41-46	
400	DRZ 400 E	03-08	520SO 112	14 47	432 K 432 KA 432 KC	11-15 15.00 13-15	808 EC 808 PX 808 ESM 808 C	47-52 48-51 41-46 41,43,44	Black, Red 48-51 Pro-Extreme Gold
400	DRZ 400 S	00-16	520SO 112	15 44	432 K 432 KA 432 KC	11-15 15.00 13-15	808 C 808 ESM	41,43,44 41-46	
400	DRZ 400 SM	05-16	520SO 112	15 41	432 K 432 KA 432 KC	11-15 15.00 13-15	808 C 808 ESM 808 EC 808 PX	41,43,44 41-46 47-52 48-51	Black, Red 48-51 Pro-Extreme Gold
400	GSF 400 Bandit	91-92	525SO 114	14 47	433 K	14.16	807 C 807 E	44-49 45,48	
400	GSF 400 Bandit	93-96	525SO 114	14 46	433 K	14.16	807 C 807 E	44-49 45,48	
400	GSX R 400	88-89	525ZRE 108	14 45	433 K	14.16	807 C 807 E	44-49 45,48	
400	GSX 400 ET, EX	81-83	530SO 104	16 44	566 K	14-18	814 C	42,44,45	
400	GSX 400 TX	81-85	530SO 104	16 42	566 K	14-18	814 C	42,44,45	
400	GSX 400 X Impulse	1986	525ZRE 110	14 46	433 K	14.16	807 C 807 E	44-49 45,48	
400	GSX 400	88-90	525ZRE 114	14 49	433 K	14.16	807 C 807 E	44-49 45,48	
400	GSX R 400 R	90-92	525ZRE 108	14 44	433 K	14.16	807 C	44-49	

Make and Model	year	 chain	 OE number of teeth	 front sprocket		 rear sprocket	
				p/n	teeth	p/n	teeth
				<i>update 27 January 2017</i>			
						807 E	45,48
400 GSX 400 EZ	82-87	530SO 110	16 45	566 K	14-18	814 C	42,44,45
400 GSX 400 XS Impulse	88-93	525ZRE 114	14 46	433 K	14,16	2023 C	46
450 GS 450 E/S	80-82	530SO 104	16 45	566 K	14-18	814 C	42,44,45
450 GS 450 L	85-88	530SO 108	16 42	566 K	14-18	814 C	42,44,45
450 RM-Z 450	2005	520RX3 114	14 49	4075 K 4111 KC	13-15 13.00	808 EC 808 PX 808 ESM 808 C	47-52 48-51 41-46 41,43,44
							<i>Black, Red 48-51 Pro-Extreme Gold</i>
450 RM-Z 450	06-07	520RX3 114	14 48	4075 K 4111 KC	13-15 13.00	808 EC 808 PX 808 ESM 808 C	47-52 48-51 41-46 41,43,44
							<i>Black, Red 48-51 Pro-Extreme Gold</i>
450 RM-Z 450	08-14	520RX3 114	13 50	4075 K 4111 KC	13-15 13.00	808 EC 808 PX 808 ESM 808 C	47-52 48-51 41-46 41,43,44
							<i>Black, Red 48-51 Pro-Extreme Gold</i>
450 RM-Z 450	15-17	520RX3 114	13 50	4111 KC	13.00	808 EC 808 PX 808 ESM 808 C	47-52 48-51 41-46 41,43,44
							<i>Black 48-51 Pro-Extreme Gold</i>
Suzuki cont'd							
500 DR 500 S/R	81-86	520ZRE 106	15 45	434 K	15-16	825 C	37
500 GS 500 E	90-93	520ZRE 112	16 39	565 K	11-16	823 C	39,44,46
500 GS 500 E - F	94-08	520SO 112	16 39	512 K	15-17	823 C	39,44,46
550 GS 550 E/L/M/T	78-82	530SO 110	15 50	566 K	14-18	816 C 816 THF	38,41-48,50 41-48
							<i>Long Lasting</i>
550 GS 550 E/ES	83-88	530SO 112	14 48	566 K	14-18	816 C 816 THF	38,41-48,50 41-48
							<i>Long Lasting</i>
550 GSX 550 E/S	83-87	530SO 112	14 46	566 K	14-18	816 C 816 THF	38,41-48,50 41-48
							<i>Long Lasting</i>
600 DR 600 S/R	85-89	520ZRE 108	16 42	437 K	15-16	828 C	42,47,48
600 GSF 600 S Bandit	95-99	530ZRT 530SO 110	15 47	566 K	14-18	829 THF 829 C	42-48 42-48
							<i>Long Lasting</i>
600 GSF 600 S Bandit	00-04	530ZRT 530SO 112	15 47	566 K	14-18	829 THF 829 C	42-48 42-48
							<i>Long Lasting</i>
600 GSR 600	06-11	525ZRP 525ZRE 114	16 48	520 K	14-17	2061 THF 2061 C 2061 ED	41-49 41-49 42
							<i>Hard Anodized</i>
600 GSR 600 #520	06-11	520ZRP 114	16 48	520 KM	14-17	2061 EMD	41-50
							<i>Hard Anodized</i>
600 GSX 600 F Katana	1988	530SO 112	14 46	566 K	14-18	824 C	40
600 GSX 600 F	89-91	530SO 112	14 46	566 K	14-18	829 C 829 THF	42-48 42-48
							<i>Long Lasting</i>
600 GSX 600 F	92-97	530ZRT 530SO 112	14 45	566 K	14-18	829 THF 829 C	42-48 42-48
							<i>Long Lasting</i>
600 GSX 600 F	98-06	530ZRT 530SO 118	15 47	566 K	14-18	829 THF 829 C	42-48 42-48
							<i>Long Lasting</i>
600 GSX-R 600	1997	525ZRE 525SO 108	16 45	520 K	14-17	498 THF 498 C 498 ED	38-40,44-46 38-40,44-46 44-46
							<i>Long Lasting</i>
600 GSX-R 600 #520	1997	520ZRP 108	16 45	520 KM	14-17	499 EMD	40-47
							<i>Hard Anodized</i>
600 GSX-R 600	98-00	525ZRE 525SO 108	16 46	520 K	14-17	498 THF 498 C 498 ED	38-40,44-46 38-40,44-46 44-46
							<i>Long Lasting</i>
600 GSX-R 600 #520	98-00	520ZRP 108	16 46	520 KM	14-17	499 EMD	40-47
							<i>Hard Anodized</i>
600 GSX-R 600	01-03	525ZRE 525SO 110	16 45	520 K	14-17	2061 C 2061 THF 2061 ED	41-49 41-49 42
							<i>Long Lasting</i>
600 GSX-R 600 #520	01-03	520ZRP 110	16 45	520 KM	14-17	2061 EMD	41-50
							<i>Hard Anodized</i>
600 GSX-R 600	04-05	525ZRE 112	16 45	520 K	14-17	2061 THF 2061 C	41-49 41-49
							<i>Long Lasting</i>
600 GSX-R 600 #520	04-05	520ZRP 112	16 45	520 KM	14-17	2061 EMD	41-50
							<i>Hard Anodized</i>
600 GSX-R 600	06-10	525ZRE 114	16 43	520 K	14-17	2061 THF 2061 C	41-49 41-49
							<i>Long Lasting</i>
600 GSX-R 600 #520	06-10	520ZRP 114	16 43	520 KM	14-17	2061 EMD	41-50
							<i>Hard Anodized</i>
600 GSX-R 600	11-16	525ZRE 114	16 43	520 K	14-17	2111 THF 2111 C 2111 ED	45 43-46 45
							<i>Long Lasting</i>
600 GSX-R 600 #520	11-16	520ZRP 114	16 43	520 KM	14-17	479 EMD 486 C	40-52 38,40-42,44,45,47
							<i>Hard Anodized</i>
600 RF 600 R	93-94	530SO 108	14 43	566 K	14-18	829 THF 829 C	42-48 42-48
							<i>Long Lasting</i>
600 RF 600 R	95-98	530ZRT 108	14 42	566 K	14-18	829 THF 829 C	42-48 42-48
							<i>Long Lasting</i>
650 DL 650 V-Strom	04-06	525ZRE 116	15 47	520 K	14-17	2061 THF 2061 C	41-49 41-49
							<i>Long Lasting</i>
650 DL 650 V-Strom #520	04-06	520ZRP 116	15 47	520 KM	14-17	2061 EMD	41-50
							<i>Hard Anodized</i>
650 DL 650 V-Strom, XT	07-17	525ZRE 118	15 47	520 K	14-17	2061 THF 2061 C	41-49 41-49
							<i>Long Lasting</i>
650 DL 650 V-Strom, XT #520	07-17	520ZRP 118	15 47	520 KM	14-17	2061 EMD	41-50
							<i>Hard Anodized</i>
650 DR 650 R/SE	90-95	520ZRE 114	16 42	437 K	15-16	828 C	42,47,48
650 DR 650 SE, T	96-16	525ZRE 525SO 110	15 41	4011 K	15	2032 C	41-43
							<i>Long Lasting</i>
650 GSF 650 Bandit, S	05-06	530ZRP 530ZRT 112	15 47	566 K	14-18	829 C 829 THF	42-48 42-48
							<i>Long Lasting</i>
650 GSF 650 Bandit, S	07-08	525ZRP 118	15 48	520 K	14-17	807 C 807 E	44-49 45,48
							<i>Long Lasting</i>
650 GSF 650 Bandit, S #520	07-08	520ZRP 118	15 48	520 KM	14-17	807 EM	43-47
							<i>Long Lasting</i>
650 GSF 650 Bandit, S, ABS	09-15	525ZRP 120	15 48	520 K	14-17	807 C	44-49

Make and Model	year	 chain	 OE number of teeth	 front sprocket		 rear sprocket	
				p/n	teeth	p/n	teeth

update 27 January 2017

650	GSF 650 Bandit, S, ABS #520	09-15	520ZRP	120	15 48	520 KM	14-17	807 E	45,48	
650	GSX 650 F, ABS	08-16	525ZRP	118	15 48	520 K	14-17	807 EM	43-47	
650	GSX 650 F, ABS #520	08-15	520ZRP	118	15 48	520 KM	14-17	807 C	44-49	
650	SFY 650 Gladius, ABS	09-15	520ZRP	112	15 46	565 K	11-16	807 E	45,48	
650	SV 650	99-06	525ZRE	110	15 45	520 K	14-17	807 EM	43-47	
650	SV 650 #520	99-06	520ZRE	110	15 45	520 KM	14-17	823 C	39,44,46	
650	SV 650	07-10	525ZRE	114	15 45	520 K	14-17	807 EM	43-47	
650	SV 650 #520	07-10	520ZRE	114	15 45	520 KM	14-17	807 C	44-49	
650	SV 650 S	99-07	525ZRE	108	15 44	520 K	14-17	807 E	45,48	
650	SV 650 S #520	99-07	520ZRE	108	15 44	520 KM	14-17	807 E	45,48	
650	SV 650 S	08-13	525ZRE	108	15 45	520 K	14-17	807 EM	43-47	
650	SV 650 S #520	08-13	520ZRE	108	14 45	520 KM	14-17	807 C	44-49	
650	SV 650 ABS	16-17	520ZRE	112	17 46			807 E	45,48	
650	XF 650 Freewind	97-01	525SO	110	15 43	4011 K	15	807 EM	43-47	
750	DR 750 S Big	1988	520ZRE	116	15 48	438 K	15	2032 C	41-43	
750	DR 750 S Big - (SR41B)	1989	520ZRE	116	15 48	438 K	15	825 C	37	
750	GS 750 E/L/S/T	77-83	630SO	96	15 41	518 K	13-15	828 C	42,47,48	

Suzuki cont'd

750	GSR750, ABS	11-16	525ZRP	112	17 42	520 K	14-17	2061 THF	41-49	Long Lasting
750	GSR 750, ABS #520	11-16	520ZRP	112	17 42	520 KM	14-17	2061 C	41-49	Hard Anodized
750	GSX 750 E/ES/EF	80-89	530ZRT	114	14 43	566 K	14-18	2061 ED	42	Hard Anodized
750	GSX 750 F	89-96	530SO	114				2061 EMD	41-50	
750	GSX 750 F	89-96	530ZRT	118	15 47	566 K	14-18	816 C	38,41,48,50	Long Lasting
750	GSX 750 F	98-06	530SO	118				816 THF	41-48	Long Lasting
750	GSX 750 S	80-84	530ZRT	116	15 45	566 K	14-18	829 THF	42-48	Long Lasting
750	GSX R 750	1985	530SO	116				829 C	42-48	
750	GSX-R 750	86-87	530SO	110	14 42	566 K	14-18	829 THF	42-48	Long Lasting
750	GSX-R 750	88-89	530SO	108	15 44	566 K	14-18	829 C	42-48	Long Lasting
750	GSX-R 750	90-91	530SO	108	15 43	566 K	14-18	829 THF	42-48	Long Lasting
750	GSX-R 750W	92-93	530SO	108	15 42	566 K	14-18	829 C	42-48	Long Lasting
750	GSX-R 750 SP	94-95	530SO	108	16 41	566 K	14-18	829 THF	42-48	Long Lasting
750	GSX-R 750 V	96-97	530SO	108	16 43	566 K	14-18	816 C	38,41,48,50	Long Lasting
750	GSX-R 750 V #520	96-97	520ZRP	108	16 43	566 KM	14-17	816 THF	41-48	Long Lasting
750	GSX-R 750 W	98-99	525ZRE	108	16 45	520 K	14-17	499 ED	38,39,43,44	Hard Anodized
750	GSX-R 750 W #520	98-99	525SO	108				499 EMD	40-47	Hard Anodized
750	GSX-R 750 Y	00-05	525ZRP	110	17 42	520 K	14-17	498 THF	38-40,44-46	Long Lasting
750	GSX-R 750 Y #520	00-05	520ZRP	110	17 42	520 KM	14-17	498 C	38-40,44-46	Hard Anodized
750	GSX-R 750 K	06-10	525ZRP	116	17 45	520 K	14-17	498 ED	44-46	Hard Anodized
750	GSX-R 750 K #520	06-10	520ZRP	116	17 45	520 KM	14-17	499 EMD	40-47	Hard Anodized
750	GSX-R 750 L	11-16	525ZRP	114	17 45	520 K	14-17	2061 THF	41-49	Long Lasting
750	GSX-R 750 L #520	11-16	520ZRP	114	17 45	520 KM	14-17	2061 C	41-49	Hard Anodized
750	GSX-S 750 L	15-16	525ZRP	112	17 42	520 K	14-17	2061 ED	42	Hard Anodized
800	DR 800 S Big	89-90	520ZRE	116	15 48	438 K	15	2111 THF	45	Long Lasting
800	DR 800 S Big	91-93	520ZRP	116	15 47	438 K	15	2111 C	43-46	
800	DR 800 S Big	94-96	525ZRE	116	15 47	4011 K	15	2111 ED	45	Hard Anodized
800	VZ 800 Marauder	97-04	530ZRT	116	15 48	566 K	14-18	479 EMD	40-52	Hard Anodized
900	RF 900 R-RZ	94-00	532GSV	110	15 43	440 K	14-16	486 C	38,40-42,44,45,47	
900	RF 900 R-RZ #530	94-00	530ZRP	110	15 43	566 K	14-18	2061 THF	41-49	Long Lasting
1000	DL 1000 V-Strom, SE	02-11	525ZRP	112	17 41	520 K	14-17	2061 C	41-49	Long Lasting
1000	DL 1000 V-Strom #520	02-11	520ZRP	112	17 41	520 KM	14-17	2061 ED	42	Hard Anodized
1000	DL 1000 V-Strom, SE (2010), Adventure	14-16	525ZRP	112	17 42	520 K	14-17	2061 EMD	41-50	Hard Anodized
1000	DL 1000 V-Strom, SE (2010), Adventure #520	14-16	520ZRP	112	17 42	520 KM	14-17	2061 THF	41-49	Long Lasting
1000	GS 1000	78-82	630SO	96	15 42	518 K	13-15	2061 C	41-49	Hard Anodized
1000	GSX 1000	82-84	630SO	96	15 42	518 K	13-15	2061 ED	42	Hard Anodized
1000	GSX-R 1000	01-06	530ZRP	110	17 42	566 K	14-18	2061 EMD	41-50	Hard Anodized
1000	GSX-R 1000	01-06	530ZRP	110	17 42	566 K	14-18	2079 THF	40-43,45,46	Long Lasting
1000	GSX-R 1000	01-06	530ZRP	110	17 42	566 K	14-18	2079 C	40-46	

Make and Model	year	chain	OE number of teeth	front sprocket		rear sprocket	
				p/n	teeth	p/n	teeth
							<i>update 27 January 2017</i>
1000 GSX-R 1000 #520	01-06	520ZRP	110	17 42	566 KM	14-17	2079 ED 42 2061 EMD 41-50 Hard Anodized
1000 GSX-R 1000	07-08	530ZRP	112	17 43	566 K	14-18	2079 THF 40-43,45,46 2079 C 40-46 2079 ED 42 Long Lasting
1000 GSX-R 1000 #520	07-08	520ZRP	112	17 43	566 KM	14-17	2061 EMD 41-50 Hard Anodized
1000 GSX-R 1000, R	09-17	530ZRP	114	17 42	4096 K	16-18	479 THF 39,42-49 479 C 38,39,42-49 479 ED 43 Long Lasting
1000 GSX-R 1000, R #520	09-17	520ZRP	114	17 42	4096 KM	15-17	479 EMD 40-52 Hard Anodized
1000 GSX-S 1000	15-16	525ZRP	116	17 44	520 K	14-17	2111 THF 45 2111 C 43-46 2111 ED 45 Long Lasting
1000 SV 1000 - S	03-06	530ZRP	110	17 40	566 K	14-18	2079 THF 40-43,45,46 2079 C 40-46 2079 ED 42 Long Lasting
1000 SV 1000 - S #520	03-06	520ZRP	110	17 40	566 KM	14-17	2061 EMD 41-50 Hard Anodized
1000 TL 1000 R	98-02	530ZRP	108	17 39	566 K	14-18	499 THF 38-40,43 499 ED 38,39,43,44 Long Lasting
1000 TL 1000 R #520	98-02	520ZRP	108	17 39	566 KM	14-17	499 EMD 40-47 Hard Anodized
1000 TL 1000 S	97-02	530ZRP	104	17 38	566 K	14-18	499 THF 38-40,43 499 ED 38,39,43,44 Long Lasting
1000 TL 1000 S #520	97-02	520ZRP	104	17 38	566 KM	14-17	499 EMD 40-47 Hard Anodized
1100 GS 1100 E/L/ES	80-83	630SO	96	15 42	518 K	13-15	818 C 41
1100 GSX 1100 E/S	80-85	630SO	98	15 42	518 K	13-15	818 C 41
1100 GSX 1100 EF/EG	84-86	630GSV	102	15 42	518 K	13-15	818 C 41
1100 GSX 1100 F	1988	532GSV	118	15 52	440 K	14-16	827 C 42-44,48,52 827 THF 42-44,48 Long Lasting

Suzuki cont'd





1100 GSX 1100 F #530	1988	530ZRP	118	15 52	566 K	14-18	816 C 38,41-48,50 816 THF 41-48 Long Lasting
1100 GSX 1100 F	89-96	532GSV	122	15 52	440 K	14-16	827 C 42-44,48,52 827 THF 42-44,48 Long Lasting
1100 GSX 1100 F #530	89-96	530ZRP	122	15 52	566 K	14-18	816 C 38,41-48,50 816 THF 41-48 Long Lasting
1100 GSX-R 1100	86-88	532GSV	114	14 46	440 K	14-16	830 C 46
1100 GSX-R 1100 #530	86-88	530ZRP	114	14 46	566 K	14-18	829 THF 42-48 829 C 42-48 Long Lasting
1100 GSX-R 1100	89-92	532GSV	118	15 48	440 K	14-16	827 THF 42-44,48 827 C 42-44,48,52 Long Lasting
1100 GSX-R 1100 # #530	89-92	530ZRP	118	15 48	566 K	14-18	816 THF 41-48 816 C 38,41-48,50 Long Lasting
1100 GSX-R 1100	93-94	532GSV	114	15 42	440 K	14-16	827 C 42-44,48,52 827 THF 42-44,48 Long Lasting
1100 GSX-R 1100 #530	93-94	530ZRP	114	15 42	566 K	14-18	816 THF 41-48 816 C 38,41-48,50 Long Lasting
1100 GSX-R 1100	95-98	532GSV	116	16 44	440 K	14-16	827 THF 42-44,48 827 C 42-44,48,52 Long Lasting
1100 GSX-R 1100 #530	95-98	530ZRP	116	16 44	566 K	14-18	816 THF 41-48 816 C 38,41-48,50 Long Lasting
1200 GSF 1200 S Bandit	96-05	530ZRP	110	15 45	566 K	14-18	816 THF 41-48 816 C 38,41-48,50 Long Lasting
1200 GSF 1200 S Bandit	2006	530ZRP	116	15 45	566 K	14-18	2079 THF 40-43,45,46 2079 C 40-46 2079 ED 42 Hard Anodized
1200 GSF 1200 S Bandit	07-09	530ZRP	120	17 43	566 K	14-18	2079 THF 40-43,45,46 2079 C 40-46 2079 ED 42 Long Lasting
1200 GSX 1200	99-04	530ZRP	112	15 44	566 K	14-18	816 THF 41-48 816 C 38,41-48,50 Long Lasting
1250 GSF 1250 A Bandit	10-12	530ZRP	120	18 -43	566 K	14-18	2079 THF 40-43,45,46 2079 C 40-46 2079 ED 42 Hard Anodized
1250 GSF 1250 S Bandit	07-16	530ZRP	118	18 -43	566 K	14-18	2079 THF 40-43,45,46 2079 C 40-46 2079 ED 42 Long Lasting
1250 GSX 1250 F, ABS	10-16	530ZRP	112	18 -43	566 K	14-18	2079 THF 40-43,45,46 2079 C 40-46 2079 ED 42 Hard Anodized
1300 GSX-R 1300 Hayabusa	99-07	530ZRP	112	17 40	566 K	14-18	499 THF 38-40,43 499 ED 38,39,43,44 Long Lasting
1340 GSX-R 1300 Hayabusa	08-16	530ZRP	118	18 -43	4096 K	16-18	2079 THF 40-43,45,46 2079 C 40-46 2079 ED 42 Hard Anodized
1340 GSX-R 1300 Hayabusa #520	08-16	520ZRP	118	18 -43	4096 KM	16.17	2061 EMD 41-50 Hard Anodized
1340 GSX-R 1300 B-King	08-12	530ZRP	118	18 -43	4096 K	16-18	2079 THF 40-43,45,46 2079 C 40-46 2079 ED 42 Long Lasting
1340 GSX-R 1300 B-King #520	08-12	520ZRP	118	18 -43	4096 KM	16.17	2061 EMD 41-50 Hard Anodized
1400 GSX 1400	01-08	530ZRP	116	18 -41	513 K	15,16,18	2086 THF 41 Long Lasting

Suzuki ATV

400 LTZ	03-08	GB520EXW	112	14 40	4072 K	13-15	2114C 39-41
---------	-------	----------	-----	-------	--------	-------	-------------

TM

125 EN 125	00-09	520RX3	116	13 52	4045 K	12,13	2068 EC 49-52
125 MX 125, MX144	02-04	520RX3	114	13 51	4045 K	12,13	2068 EC 49-52
125 MX 125, MX144	00-04	520RX3	114	13 51			2068 EC 49-52
250 EN 250, MX 250	02-07	520RX3	114	13 51	4046 K	13,14	2068 EC 49-52
250 EN 250 F, MX 250 F	03-07	520XMO	114	13 50	4046 K	13,14	2068 EC 49-52
250 MX 250 Fi	12-14	520ZRE	114	13 51	4097 KC	12-14	2068 EC 49-52
300 EN 300, MX 300	02-07	520RX3	114	13 51	4046 K	13,14	2068 EC 49-52
300 MX 300	12-14	520RX3	114	13 51	4097 KC	12-14	2068 EC 49-52

Make and Model	year	 chain	 OE number of teeth	 front sprocket		 rear sprocket	
				p/n	teeth	p/n	teeth

update 27 January 2017

350	MX 350	12-14	520RX3	114	13 51	4097 KC	12-14	2068 EC	49-52
450	EN 450 FES, MX 450 F	03-07	520RX3	114	13 51	4046 K	13.14	2068 EC	49-52
450	MX 450 Fi	12-14	520MXU	114	13 51	4097 KC	12-14	2068 EC	49-52
450	SMX 450 Fi	11-14	520MXU	114	13 49	4097 KC	12-14	2068 EC	49-52
530	EN 530 FES, MX 530 F	05-07	520RX3	114	13 51	4046 K	13.14	2068 EC	49-52
530	SMM 530 F	10-14	520XMO	114	13 50	4097 KC	12-14	2068 EC	49-52

Triumph

600	Speed Four	03-05	525ZRP	106	14 42	4023 K	14.15	2070 C 2070 ED	42-45 41-44	Hard Anodized
600	Daytona	03-04	525ZRP	108	14 45	4023 K	14.15	2070 C 2070 ED	42-45 41-44	Hard Anodized
600	TT 600	00-03	525ZRE	106	14 42	4023 K	14.15	2070 C 2070 ED	42-45 41-44	Hard Anodized
650	Daytona	2005	525ZRP	108	14 45	4023 K	14.15	2070 C 2070 ED	42-45 41-44	Hard Anodized
675	Daytona, Daytona R	06-16	525ZRP 525ZRE	116 116	16 47	520 K	14-17	2116 THF	47	Long Lasting
675	Daytona, Daytona R #520	06-16	520ZRP	116	16 47	520 KM	14-17	2116 EMD	42-50	Hard Anodized
675	Street Triple, Street Triple R	08-16	525ZRP	118	16 47	520 K	14-17	2116 THF	47	Long Lasting
675	Street Triple, Street Triple R #520	08-16	520ZRP	118	16 47	520 KM	14-17	2116 EMD	42-50	Hard Anodized
750	Daytona 91 95, Trident 91-97		530ZRP 530ZRT	114 114	17 48	4016 K	17-19	334 THF 334 C	39-46,48 39-46,48	Long Lasting
750	Thunderbolt	1995	530ZRP	110	17 43	4016 K	17-19	334 THF 334 C	39-46,48 39-46,48	Long Lasting
800	America	03-06	525ZRP	112	17 42	4057 K	16-18	344 C	38,40-46,48	
800	Bonneville, Bonneville T100	02-06	525ZRP	104	17 42	4057 K	16-18	2061 C	41-49	
800	Speedmaster	03-05	525ZRP	112	17 42	4057 K	16-18	344 C	38,40-46,48	
800	Tiger 800	11-16	525ZRP	122	16 50	520 K	14-17	2116 THF	47	Long Lasting
800	Tiger 800 XC, XCX, XR	11-16	525ZRP	124	16 50	520 K	14-17	2116 THF	47	Long Lasting
865	America	07-12	525ZRP	112	17 42	4057 K	16-18	344 C	38,40-46,48	
865	America, America 865 LT	13-15	525ZRP	112	18 42	4057 K	16-18	344 C	38,40-46,48	

Triumph con't

865	Bonneville, Bonneville SE	07-15	525ZRP	104	18 43	4057 K	16-18	2070 C 2070 ED	42-45 41-44	Hard Anodized
865	Bonneville T100	06-15	525ZRP	106	18 43	4057 K	16-18	2070 C	42-45	
865	Speedmaster	06-15	525ZRP	112	18 42	4057 K	16-18	344 C	38,40-46,48	
865	Scambler	06-14	525ZRP	112	18 42	4057 K	16-18	2070 C 2070 ED	42-45 41-44	Hard Anodized
865	Thrupton	07-14	525ZRP	104	18 43	4057 K	16-18	2070 C 2070 ED	42-45 41-44	Hard Anodized
885	Speed Triple T509	97-98	530ZRP	108	18 43	4016 K	17-19	2046 THF 2046 C	43 42	Long Lasting
900	Adventurer	96-98	530ZRP	112	17 43	4016 K	17-19	334 THF 334 C	39-46,48 39-46,48	Long Lasting
900	Adventurer	99-01	530ZRP	114	18 43	4016 K	17-19	334 THF 334 C	39-46,48 39-46,48	Long Lasting
900	Daytona	94-97	530ZRP	112	17 46	4016 K	17-19	334 THF 334 C	39-46,48 39-46,48	Long Lasting
900	Legend TT	99-01	530ZRP	114	17 43	4016 K	17-19	334 THF 334 C	39-46,48 39-46,48	Long Lasting
900	Speed Triple	94-96	530ZRP	110	17 43	4016 K	17-19	334 THF 334 C	39-46,48 39-46,48	Long Lasting
900	Sprint	93-98	530ZRP	110	17 46	4016 K	17-19	334 THF 334 C	39-46,48 39-46,48	Long Lasting
900	Sprint	1999	530ZRP	110	17 43	4016 K	17-19	334 THF 334 C	39-46,48 39-46,48	Long Lasting
900	Street Twin	2016								
900	Thrupton	04-06	525ZRP	112	18 43	4057 K	16-18	2061 THF 2061 C 2061 ED	41-49 41-49 42	Hard Anodized
900	Thunderbird	95-03	530ZRP	110	17 43	4016 K	17-19	334 THF 334 C	39-46,48 39-46,48	Long Lasting
900	Thunderbird Sport Thunderbird Sport	1998 01-04	530ZRP	110	17 43	4016 K	17-19	334 THF 334 C	39-46,48 39-46,48	Long Lasting
900	Thunderbird Sport	99-00	530ZRP	114	18 43	4016 K	17-19	334 THF 334 C	39-46,48 39-46,48	Long Lasting
900	Tiger	91-00	530ZRP	114	18 48	4016 K	17-19	334 THF 334 C	39-46,48 39-46,48	Long Lasting
900	Trident	91-98	530ZRP	114	17 46	4016 K	17-19	334 THF 334 C	39-46,48 39-46,48	Long Lasting
900	Trophy	91-95	530ZRP	112	17 46	4016 K	17-19	334 THF 334 C	39-46,48 39-46,48	Long Lasting
900	Trophy	96-97	530ZRP	110	17 42	4016 K	17-19	334 THF 334 C	39-46,48 39-46,48	Long Lasting
900	Trophy	1998	530ZRP	110	17 43	4016 K	17-19	334 THF 334 C	39-46,48 39-46,48	Long Lasting
900	Trophy	1999	530ZRP	110	17 44	4016 K	17-19	334 THF 334 C	39-46,48 39-46,48	Long Lasting
900	Trophy	00-01	530ZRP	110	18 43	4016 K	17-19	334 THF 334 C	39-46,48 39-46,48	Long Lasting
955	Daytona T595	97-98	530ZRP	108	19 42	4016 K	17-19	2046 THF 2046 C	43 42	Long Lasting
955	Daytona 955i	99-01	530ZRP	106	18 42	4016 K	17-19	2046 THF 2046 C	43 42	Long Lasting
955	Daytona 955 i.e.	01-02	530ZRP	106	19 44	4016 K	17-19	2079 THF 2079 C	40-43,45,46 40-46	Long Lasting
955	Daytona 955 i (Centennial Edition)	2002	530ZRP	106	19 42	4016 K	17-19	2046 THF 2046 C	43 42	Long Lasting
955	Daytona 955 i	03-06	530ZRP	106	18 42	4016 K	17-19	2046 THF 2046 C	43 42	Long Lasting
955	Speed Triple	99-01	530ZRP	108	18 43	4016 K	17-19	2046 THF 2046 C	43 42	Long Lasting

Make and Model	year	chain	OE number of teeth	front sprocket		rear sprocket		
				p/n	teeth	p/n	teeth	
955 Speed Triple	02-04	530ZRP	18 42	4016 K	17-19	2046 THF 2046 C	43 42	Long Lasting
955 Sprint ST	99-04	530ZRP 108	18 43	4016 K	17-19	2046 THF 2046 C	43 42	Long Lasting
955 Sprint RS	00-03	530ZRP 108	19 43	4016 K	17-19	2079 THF 2079 C 2079 ED	40-43,45,46 40-46 42	Long Lasting Hard Anodized
955 Tiger	93-99	530ZRP 112	18 48	4016 K	17-19	334 THF 334 C	39-46,48 39-46,48	Long Lasting
955 Tiger	01-04	530ZRP 114	18 46	4016 K	17-19	334 THF 334 C	39-46,48 39-46,48	Long Lasting
955 Tiger	05-06	530ZRP 114	18 46	4016 K	17-19	2079 THF 2079 C 2079 ED	40-43,45,46 40-46 42	Long Lasting Hard Anodized
1000 Daytona	91-95	530ZRP 112	17 48	4016 K	17-19	334 THF 334 C	39-46,48 39-46,48	Long Lasting
1050 Speed Triple	05-11	530ZRP 106	18 42	4016 K	17-19	2046 C 2046 THF	42 43	Long Lasting
1050 Speed Triple, Speed Triple R	12-16	530ZRP 108	18 43	4016 K	17-19	2046 C 2046 THF	42 43	Long Lasting
1050 Sprint ST	05-10	530ZRP 106	19 42	4016 K	17-19	2046 C 2046 THF	42 43	Long Lasting
1050 Sprint GT, SE	11-16	530ZRP 106	19 42	4016 K	17-19	2046 C 2046 THF	42 43	Long Lasting
1050 Tiger, Tiger SE	07-15	530ZRP 114	18 44	4016 K	17-19	2079 C 2079 THF 2079 ED	40-46 40-43,45,46 42	Long Lasting Hard Anodized
1050 Tiger Sport	14-16	530ZRP 114	18 45	4016 K	17-19	2046 C	42,43,45	
1200 Bonneville T100	2016							
1200 Daytona	93-96	530ZRP 110	18 43	4016 K	17-19	334 THF	39-46,48	Long Lasting
1200 Daytona	1997	530ZRP 110	18 42	4016 K	17-19	334 THF 334 C	39-46,48 39-46,48	Long Lasting
1200 Trophy	91-96	530ZRP 114	18 45	4016 K	17-19	334 THF 334 C	39-46,48 39-46,48	Long Lasting
1200 Trophy	97-99	530ZRP 110	18 44	4016 K	17-19	334 THF 334 C	39-46,48 39-46,48	Long Lasting

update 27 January 2017

Triumph cont'd

1200 Trophy	2000	530ZRP 110	18 40	4016 K	17-19	334 THF 334 C	39-46,48 39-46,48	Long Lasting
1200 Trophy	2001	530ZRP 108	19 40	4016 K	17-19	334 THF 334 C	39-46,48 39-46,48	Long Lasting
1200 Trophy	02-03	530ZRP 108	18 40	4016 K	17-19	334 THF 334 C	39-46,48 39-46,48	Long Lasting
1200 Thruxton, R	2016							

VOR





400 EN 400	2002	520ZRE 114	13 48	4056 K	13.14	2072 E 2072 ESM	47,48,51,52 40-46
530 EN 530	2002	520ZRE 114	13 48	4056 K	13.14	2072 E 2072 ESM	47,48,51,52 40-46
530 MX 530	2002	520ZRE 114	14 48	4056 K	13.14	2072 E 2072 ESM	47,48,51,52 40-46
530 SM 530	2002	520ZRE 114	14 40	4056 K	13.14	2072 ESM	40-46

Yamaha

50 DT 50 MX France	81-85	420M 106	13 42	562	10-16	832	38,40,42-46,48,52
50 DT 50 MX-MX-S	83-95	420M 112	11 48	562	10-16	832	38,40,42-46,48,52
50 DT 50 R	91-95	420M 116	13 38	560 560 KC	12-16 13.14	832	38,40,42-46,48,52
50 DT 50 R	97-98	420M 106	12	4038	10-15		
50 DT 50 R	99-02	420M 106	12	4038	10-15		
50 DT 50 R	03-06	420M 116	11 50	4038	10-15	2075 C	45,48,50,52,53
50 DT 50 R	03-06	420M 126	12 48	4038	10-15	2075 C	45,48,50,52,53
50 DT 50 #428	03-06	428 126	11 48	4035	11-15	2106 E 2106 C	48,50-52,54,56,58,60,62 48,50,56
50 DT 50 - SM	03-06	420M 126	11 48	4038	10-15	2075 C	45,48,50,52,53
50 DT 50 SM #428	03-06	428 126	11 48	4035	11-15	2106 E 2106 C	48,50-52,54,56,58,60,62 48,50,56
50 DT 50 R, DT 50 R SM	03-05	420M 106	12 48	4038	10-15	2075 C	45,48,50,52,53
50 DT 50 R-MX-S	86-94	420M 122	10 48	562	10-16	832	38,40,42-46,48,52
50 DT 50 R Vitesse	1996	420M 116	10 52	562	10-16	832	38,40,42-46,48,52
50 DT 50 R X-Limit	97-	420M 128	12 52	4038	10-15	832	38,40,42-46,48,52
50 LB 50 2M Chappy	85-95	420M 94	14 32	560 560 KC	12-16 13.14	834	32,37,39,41,48
50 RD 50 M-MX	79-88	420M 106	12 48	562	10-16	834	32,37,39,41,48
50 TT-R 50 E	06-16	420M 106	13 37	546	13-16	834	32,37,39,41,48
50 TY 50 M	78-81	420M 104	12 45	562	10-16	832	38,40,42-46,48,52
50 TZR 50 RR	03-04	420M 130	11 47	4038	10-15	2051	47
50 TZR 50 X-Power	96-09	420M 130	12 47	4038	10-15	2051	47
50 TZR 50 X-Power #428	96-09	428 130	12 47	4035	11-15	835	45,46,47,48,49,52
50 TZR 50	07-12	420M 106	11	4038	10-15		
80 DT 80 MX	81-83	420M 108	13 41	562	10-16	832	38,40,42-46,48,52
80 DT 80 LC2	85-94	428 126	15 51	550	14.15	843	49-51,53
80 FZR 80 RR	92-94	428 126	14 45	555	14.15	835	45,46,47,48,49,52
80 LB 80	85-89	420M 90	15 32	560 560 KC	12-16 13.14	834	32,37,39,41,48
80 PW 80	86-09	420M 108	15 32	546	13-16	834	32,37,39,41,48
80 RD 80 LC1	1982	420M 108	15 48	546	13-16	834	32,37,39,41,48
80 RD 80 LC2	83-85	420M 108	14 48	555	14.15	835	45,46,47,48,49,52
80 RD 80 MX	82-85	420M 108	13 41	562	10-16	834	32,37,39,41,48
80 TZR 80	92-95	428 126	14 48	555	14.15	835	45,46,47,48,49,52
80 TZR 80 RR	1996	428 126	15 46	263	14-16	835	45,46,47,48,49,52
80 YZ 80	93-02	428RX3 118	14 47	416 K	12-16	2066 E	47-53

Make and Model	year	chain	OE number of teeth	front sprocket		rear sprocket	
				p/n	teeth	p/n	teeth
85 YZ 85	02-17	428RX3	120	14 47	558	13-18	2066 E 47-53
85 YZ 85 BW	02-17	428RX3	124	14 52	558	13-18	2066 E 47-53
100 RXS 100	85-95	428	110	15 36	416 K	12-16	838 36,39,45
100 TT-R 100 E	08-16	420M	90	14 35	546	13-16	834 32,37,39,41,48
100 YB 100	79-92	420M	98	15 37	560 560 KC	12-16 13.14	834 32,37,39,41,48
125 DT 125 MX	76-82	428	118	15 49	416 K	12-16	843 49-51,53
125 DT 125 LC1	84-87	428	118	15 49	263	14-16	843 49-51,53
125 DT 125 LC2-3/R	85-88	428	126	16 53	263	14-16	843 49-51,53
125 DT 125 LC	1988	428	128	16 50	264	14-16	842 45,50,52
125 DT 125 R1-2	89-92	428	134	17 55	558	13-18	839 53,55,57
125 DT 125 R France	92-95	428	134	17 57	558	13-18	839 53,55,57
125 DT 125 R3	93-01	428	134	16 57	558	13-18	839 53,55,57
125 DT 125 Ténére	89-92	428	126	16 50	264	14-16	843 49-51,53
125 DT 125 X	2005	428	134	14 57	558	13-18	839 53,55,57
125 MT-125	15-16	428	132	14 48	4095 K	14.15	2131 C 46,47,48,49 2131 E 48
125 RD 125 DX - 1E7	80-81	428	112	15 39	416 K	12-16	838 36,39,45
125 RD 125 LC1	82-85	428	118	16 46	263	14-16	835 45,46,47,48,49,52
125 RD 125 LC2/YPVS	85-87	428	118	16 45	263	14-16	835 45,46,47,48,49,52
125 RDZ 125 LC	87-89	428	118	16 45	263	14-16	835 45,46,47,48,49,52
125 RS 125 DX	76-84	428	110	15 36	416 K	12-16	838 36,39,45
125 SR 125 SE	83-90	428	120	14 49	263	14-16	843 49-51,53
125 SR 125 SE Custom	91-96	428	120	14 49	263	14-16	835 45,46,47,48,49,52
125 SR 125 Spain	82-97	428H 428	120 120	13 49	4100 K	13	835 45,46,47,48,49,52 <i>use the front 4022K without bolt holes</i>
125 TDR 125 Italy	89-91	428H	132	16 52	558	13-18	839 53,55,57
125 TDR 125 R	92-95	428H	130	16 51	558	13-18	2014 47,51,55,57
125 TDR 125 R	93-99	428H	136	16 57	558	13-18	2014 47,51,55,57
125 TT-R 125 E, L	05-16	428H	122	13 54	4100	13.14	
125 TW 125	99-04	428H	122	14 50	4042	14	842 45,50,52
125 TY 125	88-89	428	120	13 52	416 K	12-16	842 45,50,52
125 TZR 125	88-90	428H	130	16 45	263	14-16	835 45,46,47,48,49,52
125 TZR 125 R	92-93	428H	136	17 47	558	13-18	2014 47,51,55,57
125 TZR 125 R	93-97	428H	140	16 46	558	13-18	2024 44
125 TZR 125 RR	94-99	428H	136	18 51	558	13-18	2014 47,51,55,57
125 WR 125	99-00	520RX3	112	13 48	564 564 KC	13.14 13.14	2015 EC 47-53 2015 PX 48-52 2015 C 46,48-50,52 <i>Blue, Black 48-52 Blue, Black, Gold 48-52</i>
Yamaha cont'd							
125 WR 125 R - WR 125 X	09-11	428RX3	134	14 53	4095 K	14.15	839 53,55,57
125 XT 125 - 2YE	88-90	428H	120	14 53	263	14-16	843 49-51,53
125 XT 125 - 2YU	91-94	428H	118	14 50	263	14-16	843 49-51,53
125 XT125 R	05-10	428H	128	14 50	263	14-16	2106 E 48,50-52,54,56,58,60,62 2106 C 48,50,56
125 XT125 X	05-10	428H	126	14 48	263	14-16	2106 E 48,50-52,54,56,58,60,62 2106 C 48,50,56
125 XV 125 Virago	97-00	520H 520	114 114	13 47	4033	13.00	857 C 38-42,45-47,50
125 XVS 125 Drag Star	00-05	428H	146	16 59	558	13-18	
125 YBR 125	05-06	428	118	14 45	263	14-16	838 36,39,45
125 YBR 125	07-12	428	118	14 45	4100	13.14	838 36,39,45 <i>use the front 4022K without bolt holes</i>
125 YBR 125 Custom	08-10	428	118	14 43	4100	13.14	838 36,39,45 <i>use the front 4022K without bolt holes</i>
125 YZ 125	87-88	520RX3	112	13 49	564 564 KC	13.14 13.14	853 EC 48-52 853 C 40 2045 C 40-42,44,46-48,50
125 YZ 125	89-92	520RX3	116	13 51	564 564 KC	13.14 13.14	853 EC 48-52 853 C 40 2045 C 40-42,44,46-48,50
125 YZ 125	93-96	520RX3	114	13 50	564 564 KC	13.14 13.14	853 EC 48-52 853 C 40 2045 C 40-42,44,46-48,50
125 YZ 125	97-98	520RX3	112	13 48	564 564 KC	13.14 13.14	853 EC 48-52 853 C 40 2045 C 40-42,44,46-48,50
125 YZ 125	99-01	520RX3	112	13 48	564 564 KC	13.14 13.14	2015 EC 47-53 2015 PX 48-52 2015 ESM 42-46 2015 C 46,48-50,52 <i>Blue, Black 48-52 Blue, Black, Gold 48-52</i>
125 YZ 125	02-04	520RX3	112	13 49	564 564 KC	13.14 13.14	2015 EC 47-53 2015 PX 48-52 2015 ESM 42-46 2015 C 46,48-50,52 <i>Blue, Black 48-52 Blue, Black, Gold 48-52</i>
125 YZ 125	05-17	520RX3	112	13 48	4050 K 4050 KC	12-15 13.14	2015 EC 47-53 2015 PX 48-52 2015 ESM 42-46 2015 C 46,48-50,52 <i>Blue, Black 48-52 Blue, Black, Gold 48-52</i>
125 YZF-R 125	08-15	428H	132	14 48	4095 K	14.15	2131 C 46,47,48,49 2131 E 48
175 DT 175 MX	80-85	428SO	118	15 49	416 K	12-16	843 49-51,53
200 DT 200 R	89-93	520XMO	108	13 43	564 564 KC	13.14 13.14	2045 C 40-42,44,46-48,50
200 TW 200, TW 200 C	87-94	428H	126	14 50	4042	14	842 45,50,52
200 TW 200, TW 200 C	95-17	428H	122	14 50	4042	14	842 45,50,52
200 WR 200 R	92-96	520SO	116	13 52	564 564 KC	13.14 13.14	853 EC 48-52 853 C 40 2045 C 40-42,44,46-48,50
230 TT-R 230	05-16	520ZRE	106	13 49	4078 K	13.00	2015 EC 47-53 2015 PX 48-52 2015 ESM 42-46 2015 C 46,48-50,52 <i>Blue, Black 48-52 Blue, Black, Gold 48-52</i>
250 SR 250	86-96	520	100	14 40	572 K	14-16	845 C 40,45,46
250 SR 250 SE	80-84	520SO	100	16 45	572 K	14-16	845 C 40,45,46

update 27 January 2017





Make and Model	year	 chain	 OE number of teeth	 front sprocket		 rear sprocket	
				p/n	teeth	p/n	teeth

update 27 January 2017

		520H	100						
250	SR 250	91-96	520	100	16 46	572 K	14-16	845 C	40,45,46
250	TDR 250	88-90	520XMO	108	14 45	565 K 565 KC	11-16 13-15	846 C	37,39,41,45
250	TT 250 R	95-98	520SO	106	14 44	4026 K	14	2045 C	40-42,44,46-48,50
250	TZR 250	87-92	520XMO 520SO	110 110	14 41	565 K	11-16	846 C	37,39,41,45
250	WR 250 Z	97-98	520XMO 520SO	114 114	14 48	569 K 569 KC	13-17 14	853 EC 853 C 2045 C	48-52 40 40-42,44,46-48,50
250	WR 250	99-00	520XMO 520SO	114 114	14 50	565 K 565 KC 565 SM	11-16 13-15 14.15	2015 EC 2015 PX 2015 C	47-53 48-52 46,48-50,52 <i>Blue, Black 48-52 Blue, Black, Gold 48-52</i>
250	WR 250 F	01-06	520XMO	114	13 52	4050 K 4050 KC	12-15 13.14	2015 EC 2015 PX 2015 ESM 2015 C	47-53 48-52 42-46 46,48-50,52 <i>Blue, Black 48-52 Blue, Black, Gold 48-52</i>
250	WR 250 F	2007	520XMO	112	13 50	4050 K 4050 KC	12-15 13.14	2015 EC 2015 PX 2015 ESM 2015 C	47-53 48-52 42-46 46,48-50,52 <i>Blue, Black 48-52 Blue, Black, Gold 48-52</i>
250	WR 250 F	08-09	520XMO	112	14 47	4050 K 4050 KC	12-15 13.14	2015 EC 2015 PX 2015 ESM 2015 C	47-53 48-52 42-46 46,48-50,52 <i>Blue, Black 48-52 Blue, Black, Gold 48-52</i>
250	WR 250 F	10-14	520XMO	114	14 47	4050 K 4050 KC	12-15 13.14	2015 EC 2015 PX 2015 ESM 2015 C	47-53 48-52 42-46 46,48-50,52 <i>Blue, Black 48-52 Blue, Black, Gold 48-52</i>
250	WR 250 F	15-17	520XMO	114	13 50	4050 K 4050 KC	12-15 13.14	2015 EC 2015 PX 2015 ESM 2015 C	47-53 48-52 42-46 46,48-50,52 <i>Blue, Black 48-52 Blue, Black, Gold 48-52</i>
250	WR 250 R	08-17	520XMO	108	13 43	4050 K 4050 KC	12-15 13.14	2015 ESM	42-46
250	WR 250 X	08-17	520XMO	108	13 42	4050 K 4050 KC	12-15 13.14	2015 ESM	42-46
250	XT 250	80-90	520XMO	98	15 46	572 K	14-16	845 C	40,45,46
250	XT 250	08-17	428H	128	15 48	4101 K	15.00	2014	47,51,55,57
250	XV 250 S Virago	89-09	520SO	114	16 45	572 K	14-16	857 C	38-42,45-47,50
250	XV 250 V-Star	08-16	520SO	114	16 45	569	13-17	857 C	38-42,45-47,50
250	YBR 250	07-11	428H	132	15 44	4101 K	15.00	2024C	44





Yamaha cont'd

250	YZ 250	85-86	520RX3	114	14 50	569 K 569 KC	13-17 14.00	853 EC 2045 C	48-52 40-42,44,46-48,50
250	YZ 250	87-89	520RX3	114	14 49	569 K 569 KC	13-17 14.00	853 EC 2045 C	48-52 40-42,44,46-48,50
250	YZ 250	90-93	520RX3	114	14 51	569 K 569 KC	13-17 14.00	853 EC 2045 C	48-52 40-42,44,46-48,50
250	YZ 250	94-98	520RX3	114	13 49	569 K 569 KC	13-17 14.00	853 EC 2045 C	48-52 40-42,44,46-48,50
250	YZ 250	99-01	520RX3	114	14 50	565 K 565 KC 565 SM	11-16 13-15 14.15	2015 EC 2015 PX 2015 ESM 2015 C	47-53 48-52 42-46 46,48-50,52 <i>Blue, Black 48-52 Blue, Black, Gold 48-52</i>
250	YZ 250	02-05	520RX3	114	14 49	565 K 565 KC 565 SM	11-16 13-15 14.15	2015 EC 2015 PX 2015 ESM 2015 C	47-53 48-52 42-46 46,48-50,52 <i>Blue, Black 48-52 Blue, Black, Gold 48-52</i>
250	YZ 250	06-17	520RX3	114	14 50	565 K 565 KC 565 SM	11-16 13-15 14.15	2015 EC 2015 PX 2015 ESM 2015 C	47-53 48-52 42-46 46,48-50,52 <i>Blue, Black 48-52 Blue, Black, Gold 48-52</i>
250	YZ 250 F	01-11	520RX3	112	13 49	4050 K 4050 KC	12-15 13.14	2015 EC 2015 PX 2015 ESM 2015 C	47-53 48-52 42-46 46,48-50,52 <i>Blue, Black 48-52 Blue, Black, Gold 48-52</i>
250	YZ 250 F	12-17	520RX3	114	13 50	4050 K 4050 KC	12-15 13.14	2015 EC 2015 PX 2015 ESM 2015 C	47-53 48-52 42-46 46,48-50,52 <i>Blue, Black 48-52 Blue, Black, Gold 48-52</i>
300	YZF-R3	15-16	520XMO	112	14 43	565 K	11-16	479 EMD 486 C	40-52 38,40-42,44,45,47 Hard Anodized
350	RD 350 LC	80-82	530ZRT	102	16 39	567 K	15.16	848 C	39
350	RD 350 LC YPVS	83-94	520ZRE	106	17 39	569 K	13-17	846 C	37,39,41,45
350	TT 350	86-95	520SO	108	14 50	575 K	14-16	2045 C	40-42,44,46-48,50
350	XT 350 H/N	85-98	428SO	130	19 52	576 K	19	842	45,50,52
400	FZR 400 Genesis	1988	525ZRE	104	15 44	574 K	15	844 C	41
400	FZR 400 RR	88-94	428GXW	130	19 55	582 K	19.20	2014	47,51,55,57
400	FZR 400 RR Switzerland	91-94	428GXW	130	20 55	582 K	19.20	2014	47,51,55,57
400	SR 400	14-16	428GXW	130	20 55	582 K	19.20	851	56
400	WR 400	1998	520XMO 520SO	114 114	14 50	565 K 565 KC 565 SM	11-16 13-15 14.15	853 EC 853 C 2045 C	48-52 40 40-42,44,46-48,50
400	WR 400	99-00	520XMO 520SO	114 114	14 50	565 K 565 KC 565 SM	11-16 13-15 14.15	2015 EC 2015 PX 2015 C	47-53 48-52 46,48-50,52 <i>Blue, Black 48-52 Blue, Black, Gold 48-52</i>
400	WR 400-426 F	01-02	520XMO 520SO	114 114	14 50	565 K 565 KC 565 SM	11-16 13-15 14.15	2015 EC 2015 PX 2015 ESM 2015 C	47-53 48-52 42-46 46,48-50,52 <i>Blue, Black 48-52 Blue, Black, Gold 48-52</i>
400	XJ 400	1982	530SO	104	16 45	571 K	16.17	856 C	44

Make and Model	year	 chain	 OE number of teeth	 front sprocket		 rear sprocket	
				p/n	teeth	p/n	teeth
				<i>update 27 January 2017</i>			
400 XS 400	78-79	530SO 104	16 39	567 K 15.16	854 C	39	
400 XS 400 SE	80-83	530SO 102	16 36	567 K 15.16	854 C	39	
400 XT 400	83-89	520SO 100	15 45	575 K 14-16	857 C	38-42,45-47,50	
400 YZ 400 F	1998	520RX3 114	14 49	569 K 13-17 569 KC 14.00	853 EC 48-52 853 C 40	2045 C 40-42,44,46-48,50	
400 YZ 400	1999	520RX3 114	14 49	565 K 11-16 565 KC 13-15 565 SM 14.15	2015 EC 47-53 2015 PX 48-52 2015 C 46,48-50,52	Blue, Black 48-52 Blue, Black, Gold 48-52	
426 WR 426 F	02-	520XMO 114 520SO 114	14 50	565 K 11-16 565 KC 13-15 565 SM 14.15	2015 EC 47-53 2015 PX 48-52 2015 ESM 42-46 2015 C 46,48-50,52	Blue, Black 48-52 Blue, Black, Gold 48-52	
426 YZ 426	2000	520RX3 114	14 50	565 K 11-16 565 KC 13-15 565 SM 14.15	2015 EC 47-53 2015 PX 48-52 2015 C 46,48-50,52	Blue, Black 48-52 Blue, Black, Gold 48-52	
426 YZ 426 F	01-02	520RX3 114	13 49	565 K 11-16 565 KC 13-15 565 SM 14.15	2015 EC 47-53 2015 PX 48-52 2015 ESM 42-46 2015 C 46,48-50,52	Blue, Black 48-52 Blue, Black, Gold 48-52	
450 WR 450 F	03-04	520XMO 112	14 47	565 K 11-16 565 KC 13-15 565 SM 14.15	2015 EC 47-53 2015 PX 48-52 2015 ESM 42-46 2015 C 46,48-50,52	Blue, Black 48-52 Blue, Black, Gold 48-52	
450 WR 450 F	05-08	520XMO 114	14 50	565 K 11-16 565 KC 13-15 565 SM 14.15	2015 EC 47-53 2015 PX 48-52 2015 ESM 42-46 2015 C 46,48-50,52	Blue, Black 48-52 Blue, Black, Gold 48-52	
450 WR 450 F	2009	520XMO 114	14 47	565 K 11-16 565 KC 13-15 565 SM 14.15	2015 EC 47-53 2015 PX 48-52 2015 ESM 42-46 2015 C 46,48-50,52	Blue, Black 48-52 Blue, Black, Gold 48-52	
450 YZ 450 F	03-04	520RX3 112	14 48	565 K 11-16 565 KC 13-15 565 SM 14.15	2015 EC 47-53 2015 PX 48-52 2015 ESM 42-46 2015 C 46,48-50,52	Blue, Black 48-52 Blue, Black, Gold 48-52	
450 YZ 450 F	2005	520RX3 114	14 51	565 K 11-16 565 KC 13-15 565 SM 14.15	2015 EC 47-53 2015 PX 48-52 2015 ESM 42-46 2015 C 46,48-50,52	Blue, Black 48-52 Blue, Black, Gold 48-52	
450 YZ 450 F	06-14	520RX3 114	13 49	565 K 11-16 565 KC 13-15 565 SM 14.15	2015 EC 47-53 2015 PX 48-52 2015 ESM 42-46 2015 C 46,48-50,52	Blue, Black 48-52 Blue, Black, Gold 48-52	
450 YZ 450 F	15-17	520RX3 114	13 48	565 K 11-16 565 KC 13-15 565 SM 14.15	2015 EC 47-53 2015 PX 48-52 2015 ESM 42-46	Blue, Black 48-52 Blue, Black, Gold 48-52	

Yamaha cont'd

490 YZ 490	87-90	520RX3 114	14 50	569 K 13-17 569 KC 14	853 EC 48-52 853 C 40 2045 C 40-42,44,46-48,50		
500 RD 500 LC	84-87	530ZRT 102	15 38	579 K 15-18	862 C	38,44,45	
500 SR 500	78-90	530ZRT 104	16 42	566 K 14-18	841 C	42	
500 SR 500	91-00	428GXW 130	20 55	582 K 19-20	851	56	
500 XT 500	76-89	520SO 100	16 42	565 K 11-16 565 KC 13-15	2045 C	40-42,44,46-48,50	
500 XT 500 #530	76-89	530ZRT 100	16 42	566 K 14-18	841 C	42	
550 XJ 550 R	81-83	530ZRT 104	16 45	571 K 16.17	856 C	44	
550 XT 550	82-83	520ZRE 98	15 39	575 K 14-16	857 C	38-42,45-47,50	
600 FZ 600	86-88	530SO 104	16 44	571 K 16.17	862 C	38,44,45	
600 FZR 600 C	89-90	530ZRT 108 530SO 108	15 46	566 K 14-18	865 C	39,43-46,49	
600 FZR 600 R - 4JH	94-97	530SO 108	15 47	566 K 14-18	859 THF 38,39,41,42,47,48 859 C 38-42,47,48		Long Lasting
600 FZS 600 Fazer	98-03	530ZRT 110 530SO 110	15 48	566 K 14-18	859 THF 38,39,41,42,47,48 859 C 38-42,47,48		Long Lasting
600 FZS 600 Fazer #520	98-03	520ZRP 110	15 48	566 KM 14-17	859 EMD 43-45,48-50		Hard Anodized
600 FZ6 600 Fazer / N-NS	04-12	530ZRT 118 530SO 118	16 46	580 K 15-17	479 THF 38-39,42-49 479 C 38,39,42-49 479 ED 43		Long Lasting Hard Anodized
600 FZ6 600 Fazer N / NS #520	04-12	520ZRP 118	16 46	584 KM 14-17	479 EMD 40-52 486 C 38,40-42,44,45,47		Hard Anodized
600 FZ6 6R	09-12	530ZRT 118	16 46	580 K 15-17	479 THF 38-39,42-49 479 C 38,39,42-49 479 ED 43		Long Lasting Hard Anodized
600 FZ6 600 Fazer N / NS #520	09-12	520ZRP 118	16 46	584 KM 14-17	479 EMD 40-52 486 C 38,40-42,44,45,47		Hard Anodized
600 SRX 600 C	86-90	520ZRE 104	15 37	575 K 14-16	846 C	37,39,41,45	
600 TT 600	83-92	520ZRE 112	14 50	575 K 14-16	2045 C	40-42,44,46-48,50	
600 TT 600 E (96-00) - RE (2004)		520ZRE 110	15 47	577 K 14-16	857 C	38-42,45-47,50	
600 TT 600 R	97-01	520ZRE 112	15 44	577 K 14-16	2045 C	40-42,44,46-48,50	
600 TT 600 S	93-95	520ZRE 110	15 44	577 K 14-16	2045 C	40-42,44,46-48,50	
600 XJ 600	84-90	530SO 106	16 44	571 K 16.17	862 C	38,44,45	
600 XJ 600	91-92	530SO 106	17 44	571 K 16.17	862 C	38,44,45	
600 XJ 600 S/N Diversion	92-01	520ZRE 110	16 48	585 K 16	855 C	45-46-47-48	
600 XJ 600 N	96-00	520ZRE 108	16 46	585 K 16	855 C	45-46-47-48	
600 XJ 600 Diversion, XJ6 Diversion F, XJ6 N	09-15	520ZRP 118 520ZRE 118	16 46	584 KM 14-17	305 C	42-48,50	
600 XT 600	85-86	520ZRE 104	15 40	575 K 14-16	857 C	38-42,45-47,50	
600 XT 600	87-94	520ZRE 102	15 39	577 K 14-16	857 C	38-42,45-47,50	
600 XT 600 E	90-02	520ZRE 106	15 45	577 K 14-16	857 C	38-42,45-47,50	
600 XT 600 Ténéré	83-86	520ZRE 102	15 39	575 K 14-16	857 C	38-42,45-47,50	
600 XT 600 Z E	87-90	520ZRE 104	15 40	577 K 14-16	857 C	38-42,45-47,50	

Make and Model	year	 chain	 OE number of teeth	 front sprocket		 rear sprocket		
				p/n	teeth	p/n	teeth	
600	YZF 600 R Thundercat	96-03	530ZRT 108 530SO 108	15 47	566 K	14-18	859 THF 38,39,41,42,47,48 859 C 38,42,47,48	Long Lasting
600	YZF 600 R6	99-02	532GSV 116	16 48	584 K	15-17	2053 THF 48 2053 C 46,48,49 2053 ED 48	Long Lasting Hard Anodized
600	YZF 600 R6 #530	99-02	530ZRP 116 530ZRT 116	16 48	580 K	15-17	2097 THF 48 2097 C 48	Long Lasting
600	YZF 600 R6 #520	99-02	520ZRP 116	16 48	584 KM	14-17	2053 EMD 45-50	Hard Anodized
600	YZF 600 R6	03-05	532GSV 116	16 48	584 K	15-17	2090 THF 48 2090 C 48	Long Lasting
600	YZF 600 R6, R46 #530	03-05	530ZRP 116 530ZRT 116	16 48	580 K	15-17	479 THF 38-39,42-49 479 C 38,39,42-49 479 ED 43	Long Lasting Hard Anodized
600	YZF 600 R6, R46 #525	03-05	525ZRP 116	16 48	4074 K	15,16	2111 THF 45 2111 C 43-46 2111 ED 45	Long Lasting Hard Anodized
600	YZF 600 R6, R46 #520	03-05	520ZRP 116	16 48	584 KM	14-17	479 EMD 40-52 486 C 38,40-42,44,45,47	Hard Anodized
600	YZF 600 R6	06-16	525ZRP 114	16 45	4074 K	15,16	2111 THF 45 2111 C 43-46 2111 ED 45	Long Lasting Hard Anodized
600	YZF 600 R6 #520	06-16	520ZRP 114	16 45	584 KM	14-17	479 EMD 40-52 486 C 38,40-42,44,45,47	Hard Anodized
650	XJ 650	86-90	530SO 104	17 33	568 K	17	850 C 33	
650	XS 650	75-83	530SO 104	17 33	568 K	17	850 C 33	
660	MT-03	06-12	520ZRE 112	15 45	308 K	14-16	855 C 45-46-47-48	
660	SZR 660	95-97	520ZRE 110	15 39	577 K	14-16	846 C 37,39,41,45	
660	XTZ 660 Ténéré	90-95	520ZRE 110	15 45	577 K	14-16	867 C 38-42,45-47,50	
660	XTZ 660 Ténéré	96-00	520ZRE 110	15 46	577 K	14-16	857 C 38-42,45-47,50	
660	XTZ 660 Ténéré	08-12	520ZRE 110	15 45	308 K	14-16	855 C 45-46-47-48	
660	XT 660 R - X	04-12	520ZRE 110	15 45	308 K	14-16	855 C 45-46-47-48	
700	FZ-07	05-16	525ZRP 108	16 43	4055 K	15,16	2111 THF 45,46 2111 C 43-46 2111 ED 45-46	Long Lasting Hard Anodized
700	MT-07 all	14-16	525ZRE 108	16 43	4055 K	15,16	2111 THF 45,46 2111 C 43-46 2111 ED 45-46	Long Lasting Hard Anodized
700	XSR700	2016	525ZRE 108	16 43	4055 K	15,16	2111 THF 45,46 2111 C 43-46 2111 ED 45-46	Long Lasting Hard Anodized
750	FZ 750	85-86	530ZRT 110	16 44	580 K	15-17	865 C 39,43-46,49	
750	FZ 750 Genesis	87-91	530ZRT 110 530SO 110	16 43	580 K	15-17	865 C 39,43-46,49	
750	FZ 750	91-93	530ZRT 110	17 43	580 K	15-17	865 C 39,43-46,49	
750	FZR 750 R Genesis	88-89	530ZRT 110	17 42	580 K	15-17	859 THF 38,39,41,42,47,48 859 C 38-42,47,48	Long Lasting
750	FZR 750 R OW-01	89-92	532GSV 108	16 46	584 K	15-17	866 THF 38,43,46 866 C 38,39,43,46,47	Long Lasting
750	FZX 750	86-97	530ZRT 106 530SO 106	17 39	580 K	15-17	865 C 39,43-46,49	

update 27 January 2017

Yamaha cont'd

750	XTZ Super Ténéré	89-00	520ZRE 112	16 46	578 K	16	855 C 45-46-47-48	
750	YZF 750 R/RC	93-99	532GSV 106	16 43	584 K	15-17	866 THF 38,43,46 866 C 38,39,43,46,47	Long Lasting
750	YZF 750 R SP	93-97	530SO 118	17 42	580 K	15-17	859 THF 38,39,41,42,47,48 859 C 38-42,47,48	Long Lasting
750	YZF 750 R7	99-00	530SO 118	17 42	580 K	15-17	479 THF 38-39,42-49 479 C 38,39,42-49 479 ED 43	Long Lasting Hard Anodized
800	FZ8, FZ8N, FZ8NA, FZ8S, FZ8SA Fazer 8	10-15	525ZRE 122	16 46	4055 K	15,16	300 C 39,42,43,46-49	
850	FZ-09	14-16	525ZRP 110	16 45	4055 K	15-16	2111 THF 45,46 2111 C 43-46 2111 ED 45-46	Long Lasting Hard Anodized
850	MT-09 all	13-16	525ZRP 110	16 45	4055 K	15-16	2111 THF 45,46 2111 C 43-46 2111 ED 45-46	Long Lasting
850	TDM 850	92-96	525ZRE 114	16 44	520 K	14-17	867 THF 42-44 867 C 42-44	Long Lasting
850	TDM 850	97-98	525ZRE 114	17 42	4030 K	17	867 THF 42-44 867 C 42-44	Long Lasting
850	TDM 850	99-01	525ZRE 114	16 43	520 K	14-17	867 THF 42-44 867 C 42-44	Long Lasting
850	TRX 850	96-00	525ZRE 110	17 39	4030 K	17	300 C 39,42,43,46-49	
850	XSR900	2016	525ZRP 110	16 45	4055 K	15-16	2111 THF 45,46 2111 C 43-46 2111 ED 45-46	Long Lasting
900	TDM 900, ABS	02-12	525ZRP 118	16 42	4055 K	15,16	300 C 39,42,43,46-49	
1000	FZR 1000 Genesis	87-88	532GSV 110	16 46	584 K	15-17	866 THF 38,43,46 866 C 38,39,43,46,47	Long Lasting
1000	FZR 1000 EX-UP	89-97	532GSV 110	17 47	584 K	15-17	866 THF 38,43,46	Long Lasting
1000	FZR 1000 EX-UP #530	89-97	530ZRP 110	17 47	580 K	15-17	859 THF 38,39,41,42,47,48 859 C 38-42,47,48	Long Lasting
1000	FZ1, FZS1000 Fazer	00-05	530ZRP 116 530ZRP 116	16 44	579 K	15-18	479 THF 38,39,42-49 479 C 38,39,42-49 479 ED 43	Long Lasting Hard Anodized
1000	FZ1, FZS1000 Fazer #520	00-05	520ZRP 116	16 44	579 KM	14-17	479 EMD 40-52	Hard Anodized
1000	FZ1, FZS1000 Fazer, FZ1 N	06-14	530ZRP 122 530ZRP 122	17 45	579 K	15-18	479 THF 38,39,42-49 479 C 38,39,42-49 479 ED 43	Long Lasting Hard Anodized
1000	FZ1, FZS1000 Fazer, FZ1 N #520	06-14	520ZRP 122	17 45	579 KM	14-17	479 EMD 40-52	Hard Anodized
1000	FZ-10	2017	525ZRP 110	16 43	4055 K	15-16	2111 THF 45,46 2111 C 43-46	Long Lasting

Make and Model	year	chain	OE number of teeth	front sprocket		rear sprocket	
				p/n	teeth	p/n	teeth

update 27 January 2017

1000	GTS 1000	93-99	532GSV	118	17 47	584 K	15-17	866 THF 866 C	38,43,46 38,39,43,46,47	Hard Anodized Long Lasting
1000	GTS 1000 #530	93-99	530ZRP	118	17 47	580 K	15-17	859 THF	38,39,41,42,47,48	Long Lasting
1000	MT-10	2016	525ZRP	114	16 43	4055 K	15-16	2111 THF 2111 C 2111 ED	45,46 43-46 45-46	Long Lasting Hard Anodized
1000	YZF1000R Thunderace	96-97	532GSV	110	17 46	584 K	15-17	866 THF	38,43,46	Long Lasting
1000	YZF1000R Thunderace #530	96-97	530ZRP	110	17 46	580 K	15-17	859 THF	38,39,41,42,47,48	Long Lasting
1000	YZF 1000 R	96-97	530ZRP	114	16 42	580 K	15-17	859 THF	38,39,41,42,47,48	Long Lasting
1000	YZF 1000 R #520	96-97	520ZRP	114	16 42	584 KM	14-17	859 EMD	43-45,48-50	Hard Anodized
1000	YZF 1000 R1	98-03	530ZRP	114	16 43	579 K	15-18	479 THF 479 C 479 ED	38-39,42-49 38,39,42-49 43	Long Lasting Hard Anodized
1000	YZF 1000 R1 #520	98-03	520ZRP	116	16 43	579 KM	14-17	479 EMD	40-52	Hard Anodized
1000	YZF 1000 R1	04-06	530ZRP	116	17 45	579 K	15-18	479 THF 479 C 479 ED	38-39,42-49 38,39,42-49 43	Long Lasting Hard Anodized
1000	YZF 1000 R1 #520	04-06	520ZRP	118	17 45	579 KM	14-17	479 EMD	40-52	Hard Anodized
1000	YZF 1000 R1	07-08	530ZRP	118	17 45	579 K	15-18	479 THF 479 C 479 ED	38-39,42-49 38,39,42-49 43	Long Lasting Hard Anodized
1000	YZF 1000 R1 #520	07-08	520ZRP	118	17 45	579 KM	14-17	479 EMD	40-52	Hard Anodized
1000	YZF 1000 R1	09-14	530ZRP	120	17 47	579 K	15-18	479 THF 479 C 479 ED	38-39,42-49 38,39,42-49 43	Long Lasting Hard Anodized
1000	YZF 1000 R1 #520	09-14	520ZRP	120	17 47	579 KM	14-17	479 EMD	40-52	Hard Anodized
1000	YZF 1000 R1, M	15-16	525ZRP	114	16 41	4055 K	15-16	2151 THF	41	Long Lasting
1000	YZF 1000 R1 M #520	15-16	520ZRP	114	16 41	579 KM	14-17	2151 EMD	37-46	Hard Anodized
1100	FJ 1100 L/N	84-85	530ZRP	110	17 41	579 K	15-18	859 C 859 THF	38-42,47,48 38,39,41,42,47,48	Long Lasting
1200	FJ 1200	86-90	530ZRP	110	17 40	579 K	15-18	859 C 859 THF	38-42,47,48 38,39,41,42,47,48	Long Lasting
1200	FJ 1200 A-C	91-95	530ZRP	110	17 39	579 K	15-18	859 THF	38,39,41,42,47,48 38-42,47,48	Long Lasting
1200	XJR 1200 SP	95-98	532GSV	110	17 38	4025 K	17	866 THF	38,43,46	Long Lasting
1200	XJR 1200 SP #530	95-98	530ZRP	110	17 38	579 K	14-17	859 THF	38,39,41,42,47,48	Long Lasting
1300	XJR 1300	99-03	530ZRP	110	17 38	579 K	15-18	859 THF	38,39,41,42,47,48	Long Lasting
1300	XJR 1300	04-06	530ZRP	112	18 39	579 K	15-18	479 THF 479 C 479 ED	38-39,42-49 38,39,42-49 43	Long Lasting Hard Anodized
1300	XJR 1300 #520	04-06	520ZRP	112	18 39	579 KM	14-17	479 EMD	40-52	Hard Anodized
1300	XJR 1300	07-16	530ZRP	110	17 38	579 K	15-18	479 THF 479 C 479 ED	38-39,42-49 38,39,42-49 43	Long Lasting Hard Anodized
1300	XJR 1300 #520	07-16	520ZRP	110	17 38	579 KM	14-17	479 EMD	40-52	Hard Anodized
1670	MT01	05-10	530ZRP	114	17 39	579 K	15-18	479 THF	39,42-49	Long Lasting
	4mm spacer - Flangia corona da 4mm.							2015SPE		

Yamaha ATV

250	YFM 250 R Raptor	08-13	GB520EXW	92	14 38			857 C	38-42,45-47,50	
350	YFM 350 Raptor	04-13	GB520EXW	98	13 38	569 K 569 KC	13-17 14	2045 C	40-42,44,46-48,50	

Yamaha ATV cont'd

350	YFM 350 Warrior	89-05	GB520EXW	98	13 40	569 K 569 KC	13-17 14	2045 C	40-42,44,46-48,50	
350	YZF 350 Banshee	89-07	GB520EXW	104	14 41	569 K 569 KC	13-17 14	2045 C	40-42,44,46-48,50	
350	YZF 350 Banshee	87-88	GB520EXW	104	13 42	569 K 569 KC	13-17 14	857 C	38-42,45-47,50	
350	YZF 350 Warrior	87-88	GB520EXW	100	13 40	569 K 569 KC	13-17 14	857 C	38-42,45-47,50	
450	YZF 450 S	04-13	GB520EXW	96	14 38	565 K 565 KC	11-16 13-15	857 C	38-42,45-47,50	
450	YZF 450 R, SE, X	09-16	GB520EXW	96	14 38	565 K 565 KC	11-16 13-15	857 C	38-42,45-47,50	
660	YFM 660 Raptor	00-05	GB520EXW	92	13 40	565 K 565 KC	11-16 13-15	2045 C	40-42,44,46-48,50	
700	YFM Raptor R, RE	06-16	GB520EXW	98	15 38	4080 K	15-17	857 C	38-42,45-47,50	

Light Alloy blanks - Corone in lega semilavorate

1/2 x 1/4	roller - rullo 8,51	420						1000 E	34-56
1/2 x 5/16	roller - rullo 8,51	428						1001 E	34-60
5/8 x 1/4	roller - rullo 10,16	520						1002 E	34-60
5/8 x 5/16	roller - rullo 10,16	525						1004 E	35-49
5/8 x 3/8	roller - rullo 10,16	530						1003 E	34-52

Updated and corrections in red. Aggiornamenti e correzioni in rosso.

Chain conversion. Modifica catena.

Basic Series Kit. One or more components are a grade down from the OE. Kit serie Basic con uno o più componenti di un grado inferiore a quelli OE.




The number of links of the chain is given according to the OE sprocket number of teeth. La lunghezza della catena è sempre riferita alla rapportatura di serie.

K	16CrNi4 steel
KA	16CrNi4 steel, lightened
KC	16CrNi4 steel, mud grooves
KM	16CrNi4 steel, lightened, for 520 chain

K	acciaio 16CrNi4
KA	acciaio 16CrNi4, alleggerito
KC	acciaio 16CrNi4, scanco fango
KM	acciaio 16CrNi4, alleggerito, per catena 520

C	C45 steel
THF	Long Lasting C45 steel with induction hardened teeth

C	acciaio C45
THF	Long Lasting acciaio C45, denti temprati a induzione

Make and Model	year	 chain	OE number of teeth	 front sprocket		 rear sprocket	
				p/n	teeth	p/n	teeth
E 7075T6 alloy, silver anodized ESM 7075T6 alloy, silver anodized EC 7075T6 alloy, silver anodized and coloured, with mud grooves EM 7075T6 alloy, silver anodized, 520 chain ED 7075T6 alloy, 40 micron hard anodised, fit the OE chain EMD 7075T6 alloy, 40 micron hard anodised, 520 chain EDU-L Ultralite 7075T6 alloy, 40 micron hard anodised, 520 chain PX carbon steel teeth and alloy center				E lega 7075T6, anodizzazione silver ESM lega 7075T6, anodizzazione silver EC lega 7075T6, anodizzazione silver e anodizzazione colore EM lega 7075T6, anodizzazione silver, per catena 520 ED lega 7075T6, anodizzazione dura 40 micron, per catena originale EMD lega 7075T6, anodizzazione dura 40 micron, per catena 520 EDU-L Ultralite lega 7075T6, anodizzazione dura 40 micron, per catena 520 PX denti in acciaio al carbonio e parte centrale in lega			

update 27 January 2017

This update is part of our CATALOGO MOTO already published.

Questo aggiornamento è parte integrante del nostro CATALOGO MOTO già pubblicato.

All details contained in this catalogue including the features of the rear drive kits are subject to change without notice.

Le informazioni contenute nel presente catalogo compresa la composizione dei kit possono venire modificate in qualsiasi momento senza preavviso.

Reasonable care has been exercised to collect all the information contained in this catalogue, but it is possible for some inaccuracies or omissions to be present; no liability will be accepted for any inconveniences this may cause. If any doubt for fitment please feel free to contact us to +39 0331214590 or to commercialemoto@chiaravalli.com
 Pur avendo riposto una grande attenzione nella raccolta dei dati, è possibile che siano presenti alcune imprecisioni o omissioni, per le quali ci scusiamo declinando nel tempo ogni responsabilità. Per qualsiasi dubbio non esitate a contattarci al numero +39 0331214590 o all'indirizzo commercialemoto@chiaravalli.com



CHIARAVALLI Group SpA

via Per Cedrate 476 - 21044 Cavaria - VA - Italia - Tel +39 0331214590 - Fax +39 03311820344

 commercialemoto@chiaravalli.com

 www.chiaravalli.com/motorcycle

 www.facebook.com/pages/Chiaravalli-Motorcycle-Division/824711304269888