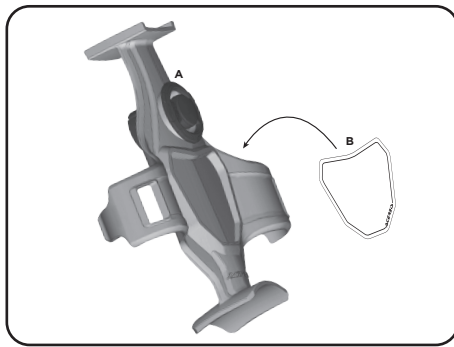
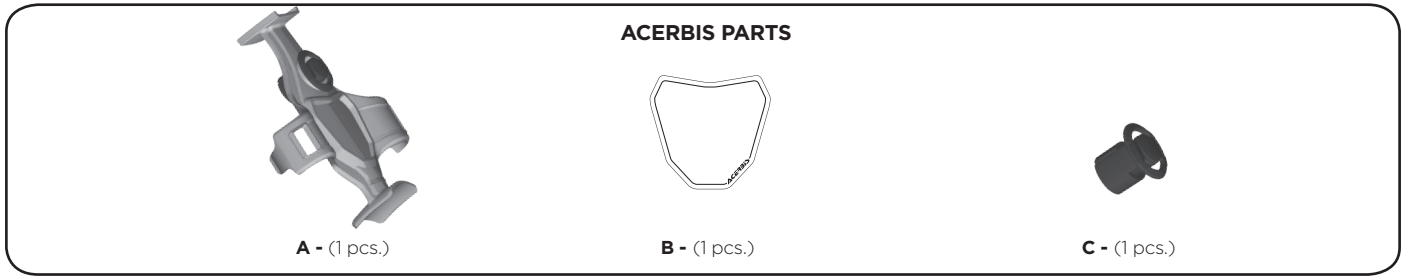


# KIGNOL FORK SAVER

**ACERBIS**

COD. 500007786 REV.1



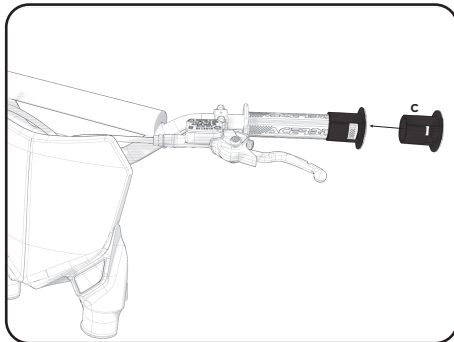
**1 - Apply the Acerbis sticker (B) to the fork block (A).**



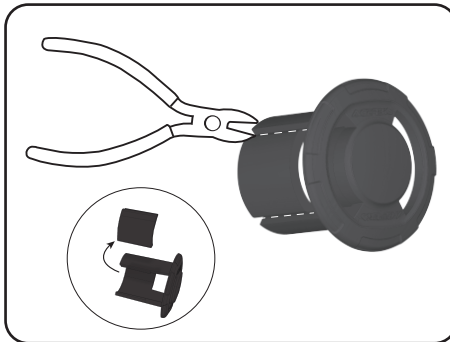
**2 - Fix the fork block on the fork stems.**



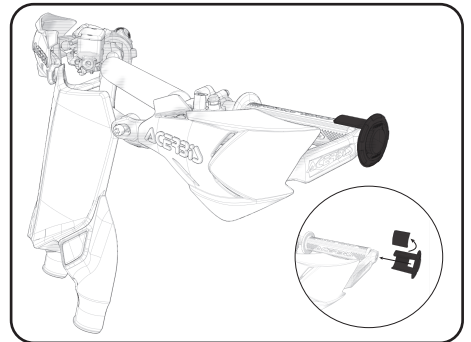
**3 - Remove the plug (C).**



**4 - Use the plug (C) to protect the handgrip from rubbing (over walls, trucks, etc...).**



**4 - In case of closed handguards, cut the plug as shown in the figure with the diagonal pliers**



**5 - Once cut, put the plug on the handgrip.**

## **WARNING!**

Use at your own risk. Check the security of your device before you ride. Be sure that you follow the instructions installing the Acerbis products. Do not ride if there is missing or damaged hardware. If this is the case, take the item immediately back to your dealer. Make sure the throttle and other controls are free every time you ride. Lack of attention to instruction and warning could lead to interference with the controls, loss of control, and an accidents. Acerbis recommends that installation must be done by a licensed mechanic and that only Acerbis original parts are used during fitting. Acerbis makes no guarantees or representations, express or implied, regarding the fitness of its products for any particular purpose. Acerbis makes no guarantees or representations, express or implied, regarding the extent to which its product protect individuals or property from injury or death or damage.

**ACERBIS ITALIA S.P.A.** VIA SERIO, 37 - 24021 ALBINO (BG) - ITALY

Phone +39 035773577 - Fax +39 035773570 - INFOMOTO@ACERBIS.IT - WWW.ACERBIS.COM

**ACERBIS U.S.A. Inc.**

MAIL P.O. BOX 2030 SUN VALLEY, ID 83353 SHIP 110 LINDSAY CIRCLE KETCHUM, ID 83340

Phone (800) 659-1440 - Fax (208) 726-7039 - INFOUSA@ACERBIS.COM

**ACERBIS U.K. Ltd**

UNIT 2 LUTON ENTERPRISE PARK SUNDON PARK ROAD LUTON, BEDFORDSHIRE LU3 3GU GREAT BRITAIN

Phone +44 1582491076 - Fax +44 1582499639 - UKINFO@ACERBIS.IT